

19 FEB 2024

THAM PHA DAENG

WATER FALL SERIES

Book: Paul Callister
Unit: Siapam Ronggoen (SMCC X2)

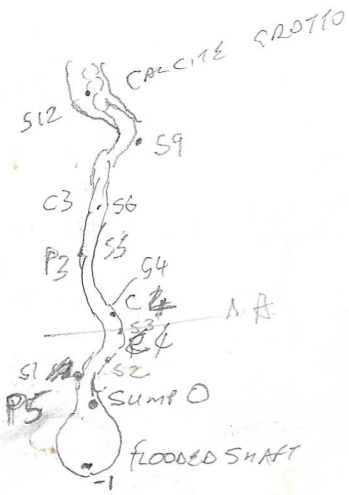
CM0144 H

①

(2)

H 7710 W

				m				0.3
SumPO - 1	6.31	222.0	+4.8	1.07	1.54	10.29		
SumPO - 1								
SO - +1	10.31	37.9	47.6	"	"	"	"	
S1-S2	5.42	74.7	44.3	0	1.16	11.64	5.97	
2-3	2.57	65.9	13.0	0.31	0.0	6.34	5.93	
3-4	9.20	67.8	+27.2	2.28	0.63	6.72	1.17	
4-5	9.68	24.7	+42.9	0.7	0.18	10.11	3.00	
5-6	6.37	61.2	+26.5	0.0	0.52	1.31	3.74	
6-7	3.55	50.9	+34.4	0.50	0.0	5.56	1.28	
7-8	7.10	64.5	+15.0	0.42	0.77	3.54	0.76	
8-9	1.83	330.7	+19.0	0.41	0.0	3.00	1.68	
9-10	3.48	272.5	+13.3	0.46	0.0	2.76	1.56	
10-11	5.43	289.3	+7.6	0.34	0.0	2.28	2.17	
11-12	4.87	290.6	+27.3	0.37	0.41	2.59	1.0	
CMO 144 H								

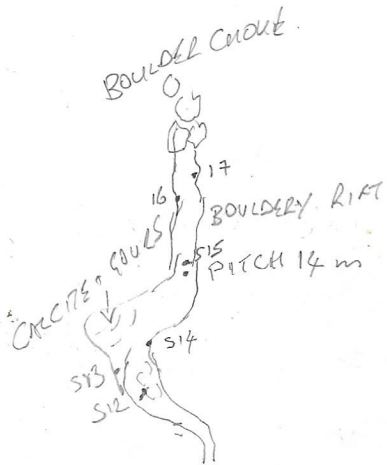


Chartwell

(3)

(7)

H 7710 W 7



S12-S13	6.20	286.5	+53.9	0.71	0.0	1.57	0.80
S13-14	3.68	352.6	+5.8	0.48	1.76	4.85	1.22
14- ^S (15)	7.83	47.4	+19.6	3.32	1.69	7.78	1.94
(15)-16	9.71	53.0	+29.1	6.38	0.29	8.22	2.20
16-17	4.16	79.7	+14.3	0.0	2.06	3.13	1.30
17-18	3.39	63.9	+20.5	1.51	0.0	0.96	1.79
(15)-19	5.59	219.8	24.1°	0.40	0.30	11.89	2.22
19-110	6.09	247.1	+74.9	3.27	0.29	7.47	7.24

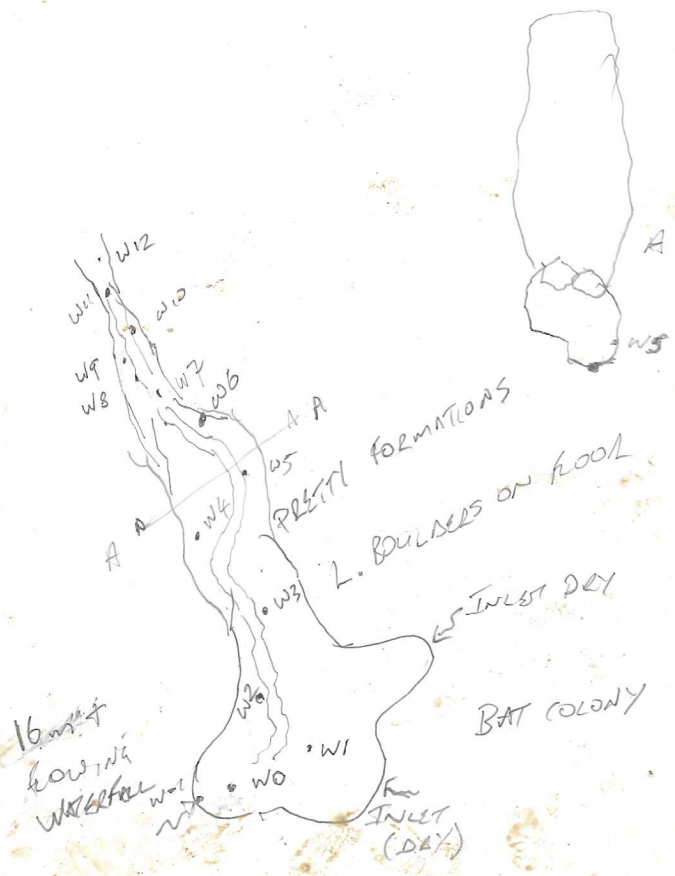
CM 0144 H

Chartwell®

(5)

9

H 4710W7



W0-W1	3.86	86.7	1.1 ⁰				
W0-W1	6.82	254.3	-9.7	2.35	1.11	21.40	0.62
W1-W2	6.53	209.0	-41.4	1.83	0.89	22.80	
						2.30	
W2-W3	6.98	257.1	-4.4	0.0	1.57	3.73	
						1.43	
W3-W4	12.25	198.1	-0.3	1.67	0.45	4.42	
						1.34	
W4-W5	4.58	314.1	-25.9	0.0	2.01	15.50	0.58
S-6	9.68	202.4	-7.2	1.79	1.41	5.01	
						2.07	
W6-W7	13.47	202.5	-7.7	0.83	0.48	3.19	
						1.91	
W7-W8	3.86	227.0	+11.5	1.05	1.11	0.80	
						0.0	
W8-W9	3.13	213.1	-1.7	1.73	1.16	4.52	1.84
W9-W10	12.59	280.8	-33.0	0.0	1.10	3.31	
						0.88	
W10-W11	5.31	215.5	+18.1	1.25	2.01	3.17	1.25
W11-W12	6.21	243.7	+1.5	0.35	1.46	1.82	3.77

CM0144 H

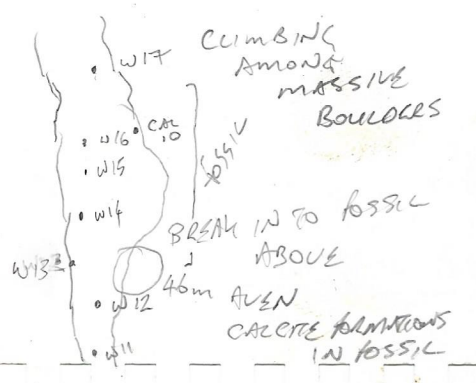
Chartwell

7

8

H 4410WJ

W12 - W13	4.86	170.6	-45.0	3.80	2.94	
				30.42	1.30	
W13 - W14	6.55	304.1	+0.8	0.0	2.46	32.65
						1.62
W14 - W15	8.11m	284.9	+12.2	0.81	4.99	
					1.64	0.74
W15 - CAL 10	6.29	315.1	+42.8	0.0	2.42	
					13.28	3.15
W15 - W16	4.41m	264.3	-10.6	0.0	2.31	32.84
						3.00
W16 - W17	13.92	248.7	-21.4	3.81	4.43	
					14.31	3.74
W17 - W18	3.83	119.1	-47.6	12.19	4.20	
					21.93	0.0
W18 - MO	1.49m	33.3	-29.9	-	-	-



C 4410WJ

9

Chartwell