

THAM LUANG - FAR END

DATE: 01/04/2021

TEAM: JOSH, PUI, SUDEEP, MARIO, BO,
ADD

IN: 11:20 AM

OUT:

DIST X 310 4888

SURVEY START: 14:25 HRS

SKETCHOR: SUDEEP

INST. : MARIO

POINT : ~~PT~~ BO

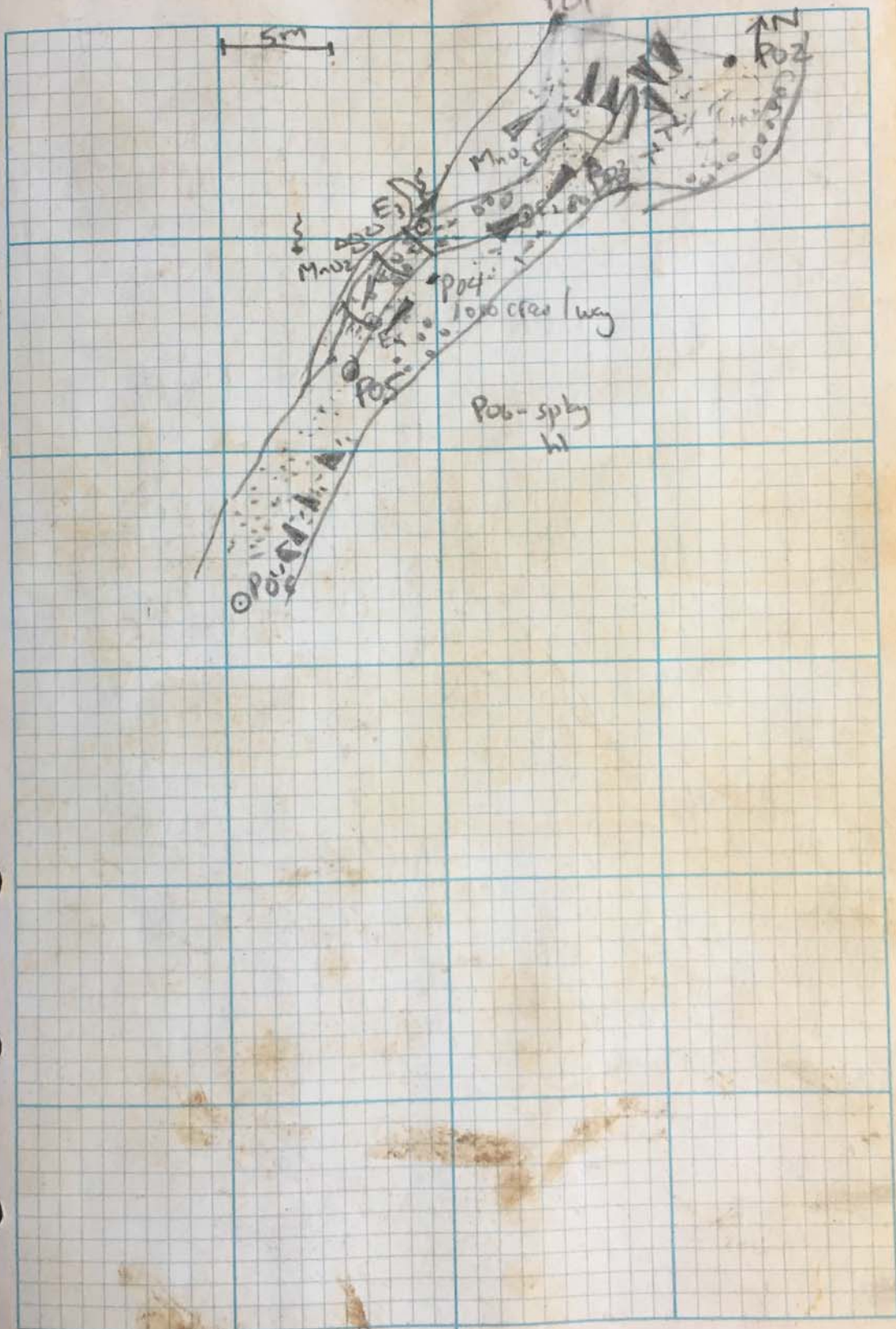
Rite in the Rain

Station	CAVE SURVEY			L	R	U	D	Notes
	Distance	Azimuth	Vertical Angle					
PO1 (E1)				10/7	0	13/3	0/2	MP
	10/03	fs 105/1 bs	fs -22/3 bs	4/1	0	13/3	0/2	HL
PO2				0/4	4/7	1/0	0/7	
	8/1	fs 236/5 bs	fs -14/7 bs					
PO3				0/5	2/7	0/5	0/7	
	10/6	fs 233/5 bs	fs 3/4 bs					
PO4 (A195)				2/1	1/9	1/3	0/1	low upward
	6/8	fs 219/9 bs	fs -12/3 bs					
PO5				2/5	0/2	0/6	0/7	Crawl
	12/2 7/5	fs 204/9 bs 201/2	fs -0/3 bs 4/9					
PO6 PO5.1								
		fs	fs					
E1								
	13/1	fs 189/2 bs	fs 15/6 bs					
E2				0/0	7/9	7/2	1/4	
	4/4	fs 269/6 bs	fs -2/3 bs					
E3				1/5	0/0	1/6	1/3	
	6/47	fs 208/1 bs	fs -33/3 bs					
E4 PO5.2				0/6	1/6	1/3	0/4	
	10/5	fs 207/2 bs	fs -33/3 bs				4/2	stand
PO5.1								
Total Survey this page								

INNER MOUNTAIN
OUTFITTERS
770-307-4686

10=25

+



Cave _____

Page _____


of _____

Rite in the Rain

Station	CAVE SURVEY			L	R	U	D	Notes	
	Distance	Azimuth	Vertical Angle						
P06		fs 169h	fs 54 18	3h	00	5h	0h	Pol	
	1914	bs	bs						
h1		fs 126 16	fs -1h						
	419	bs	bs						
P06-P07		fs 143 13	fs -0h	02	0h	116	1/2		
	613	bs	bs						
P08		fs 106 16	fs +316	015	018	116	110		
	616	bs	bs						
P09		fs 180 17	fs 317	010	018	115	018		
	1419	bs	bs						
P10		fs 171 12	fs 5h	010	2h	5h	110		
	115	bs	bs						
P11		fs 150 13	fs 314	010	311	40	111		
	2312	bs	bs						
P12		fs 166 13	fs 018	1/1	010	710	112		
	815	bs	bs						
P13		fs	fs						
		bs	bs						
		fs	fs						
		bs	bs						
		Total Survey this page							

INNER MOUNTAIN
OUT-FILTERS
770-307-4886

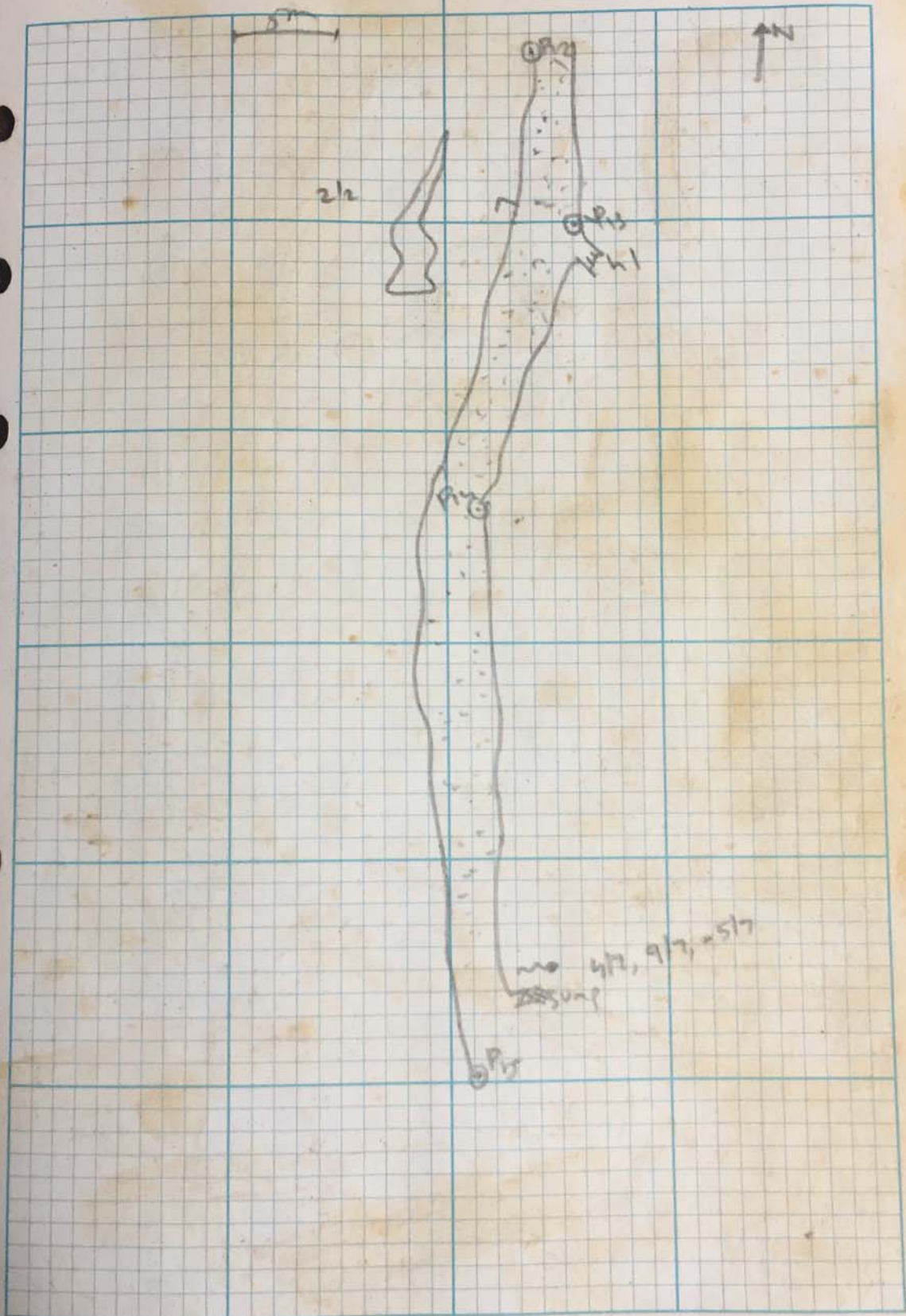
R-144



Return to the Room

Station	CAVE SURVEY			L	R	U	D	Notes
	Distance	Azimuth	Vertical Angle					
P ₁₃		fs 353/4	fs 616	00	27	10/4	1/3	
h1	17/4	bs 278/4	bs 015					
P ₁₄	10/6	fs 180/4	fs 1/4	210	010	9/11	1/10	
P ₁₅	26/8	bs	bs					
P ₁₆		fs 126/1	fs 1/3	1/6	010	11/4	1/3	
P ₁₇	16/8	bs	bs					
		fs	fs					
		bs	bs					
		fs	fs					
		bs	bs					
		fs	fs					
		bs	bs					
		fs	fs					
		bs	bs					
		fs	fs					
		bs	bs					
		fs	fs					
		bs	bs					
		fs	fs					
		bs	bs					
		Total Survey this page						

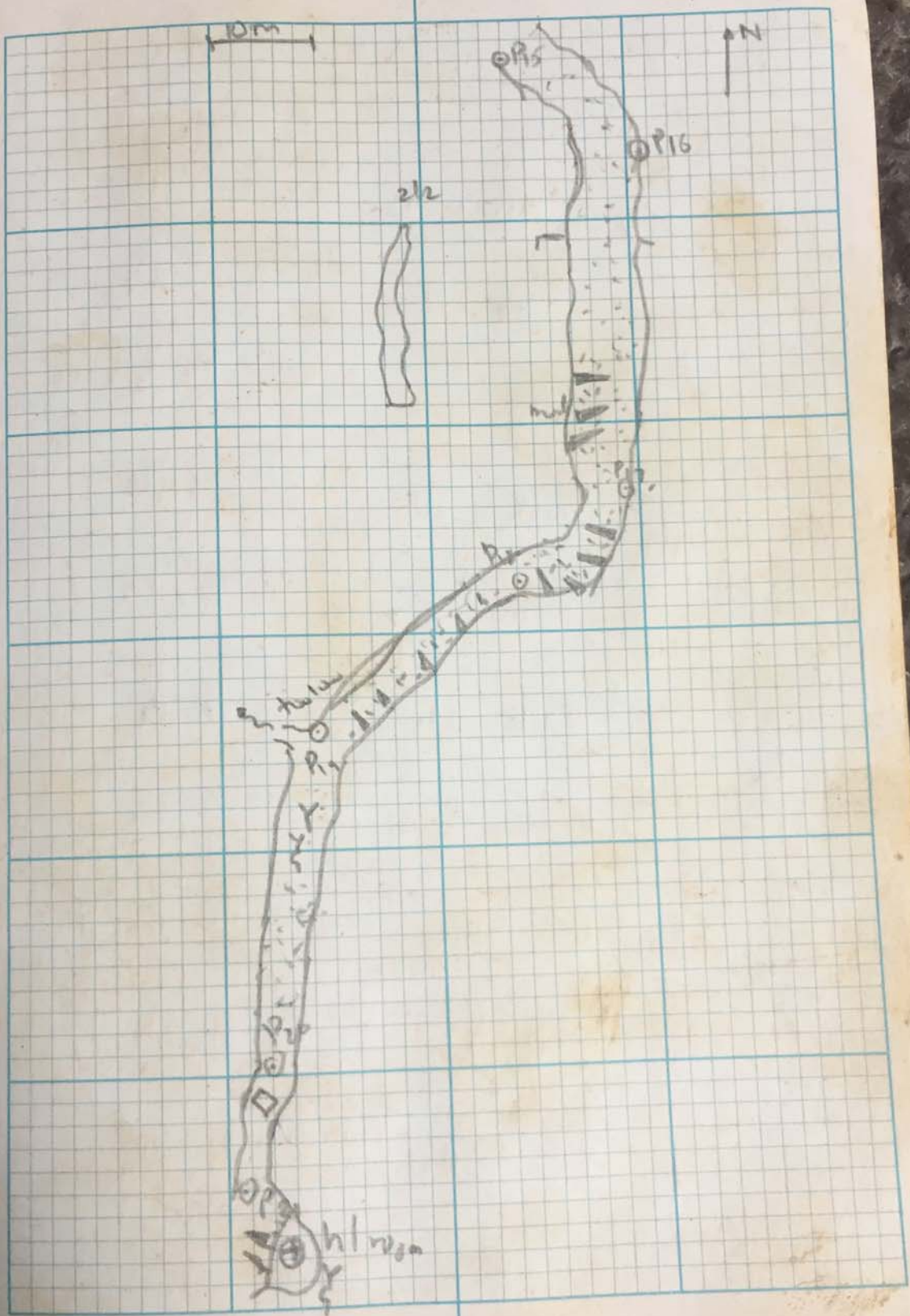
INNER MOUNTAIN
OUTFITTERS
770-307-4686



Return the Form

Station	CAVE SURVEY			L	R	U	D	Notes
	Distance	Azimuth	Vertical Angle					
P _{1c}	418	fs 12611	fs 119	116	010	1174	113	
		bs	bs	010	215	1612	115	
P _{1k}	3874	fs 18672	fs 110					
		bs	bs	110	314	1312	116	
P _{1n}	1113	fs 22379	fs -012					
		bs	bs	213	010	1414	112	
P _{1o}	2915	fs 23415	fs 113					
		bs	bs	315	010	1413	118	
P _{1r}	2811	fs 14818	fs 014					
		bs	bs	119	010	414	115	
P _{1s}	1015	fs 18818	fs -019					
		bs	bs	315	010	712	112	
P _{1t}		fs	fs					
		bs	bs					
1		fs	fs					
		bs	bs					
		fs	fs					
		bs	bs					
		fs	fs					
		bs	bs					
Total Survey this page								

INNER MOUNTAIN
OUTFITTERS
770-307-4686



Return to Room

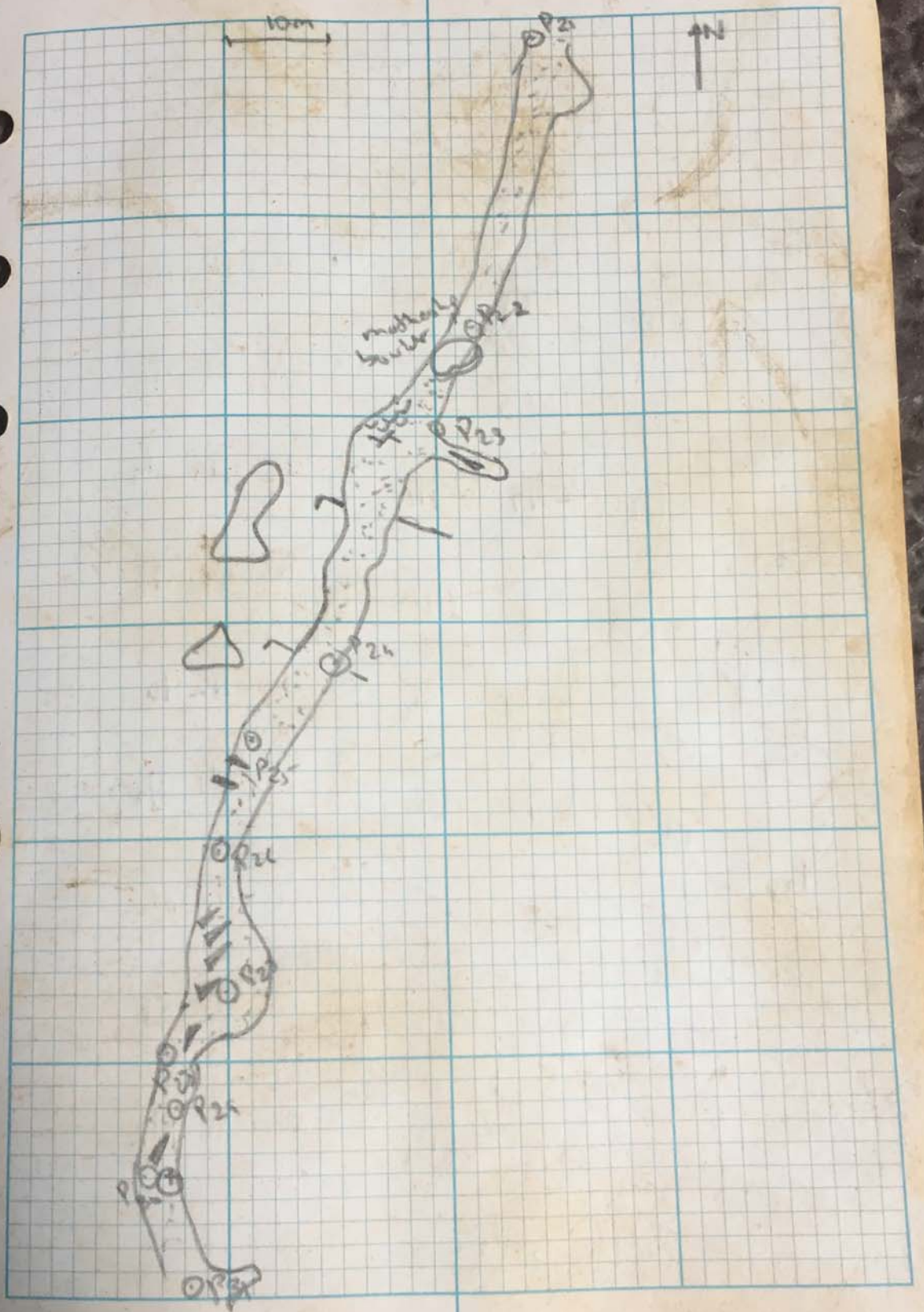
Cave _____ Page _____ of _____

Station	CAVE SURVEY			L	R	U	D	Notes
	Distance	Azimuth	Vertical Angle					
P ₂₁	31 1/2	fs 189 15	fs +0 15	3 1/2	0 10	7 1/2	1 1/2	
		bs	bs					
P ₂₂	11 1/7	fs 194 13	fs 1 18	0 0	2 1/2	8 1/2	1 1/2	
		bs	bs					
P ₂₃	35 1/4	fs 196 10	fs 0 15	0 10	4 10	7 15	1 1/2	
		bs	bs					
P ₂₄	11 1/3	fs 200 1/2	fs 2 1/2	0 10	3 1/3	5 1/4	7 1/3	
		bs	bs					
P ₂₅	11 1/6	fs 191 1/2	fs -2 1/2	3 1/2	0 1/6	1 1/5	2 1/2	
		bs	bs					
P ₂₆	12 1/8	fs 176 15	fs 1 1/2	1 1/2	0 0	0 8	1 1/2	
		bs	bs					
P ₂₇	8 1/3	fs 222 1/3	fs -10 1/5	3 1/2	4 1/7	1 1/8	3 1/4	
		bs	bs					
P ₂₈	5 1/0	fs 165 16	fs 4 1/2	2 1/2	0 6	1 1/1	0 6	
		bs	bs					
P ₂₉	5 1/5	fs 208 10	fs +20 1/1	0 0	1 1/9	1 1/3	0 1/9	
		bs	bs					
P ₃₀	9 1/0	fs 161 5	fs -3 1/9	4 1/9	0 10	3 1/2	1 1/2	
		bs	bs					
P ₃₁	Total Survey this page			2 1/0	2 1/7			

INNER MOUNTAIN
OUTFITTERS
770-307-4885

R-144

P₂



Peter M. Rain

Cave _____ Page _____ of _____

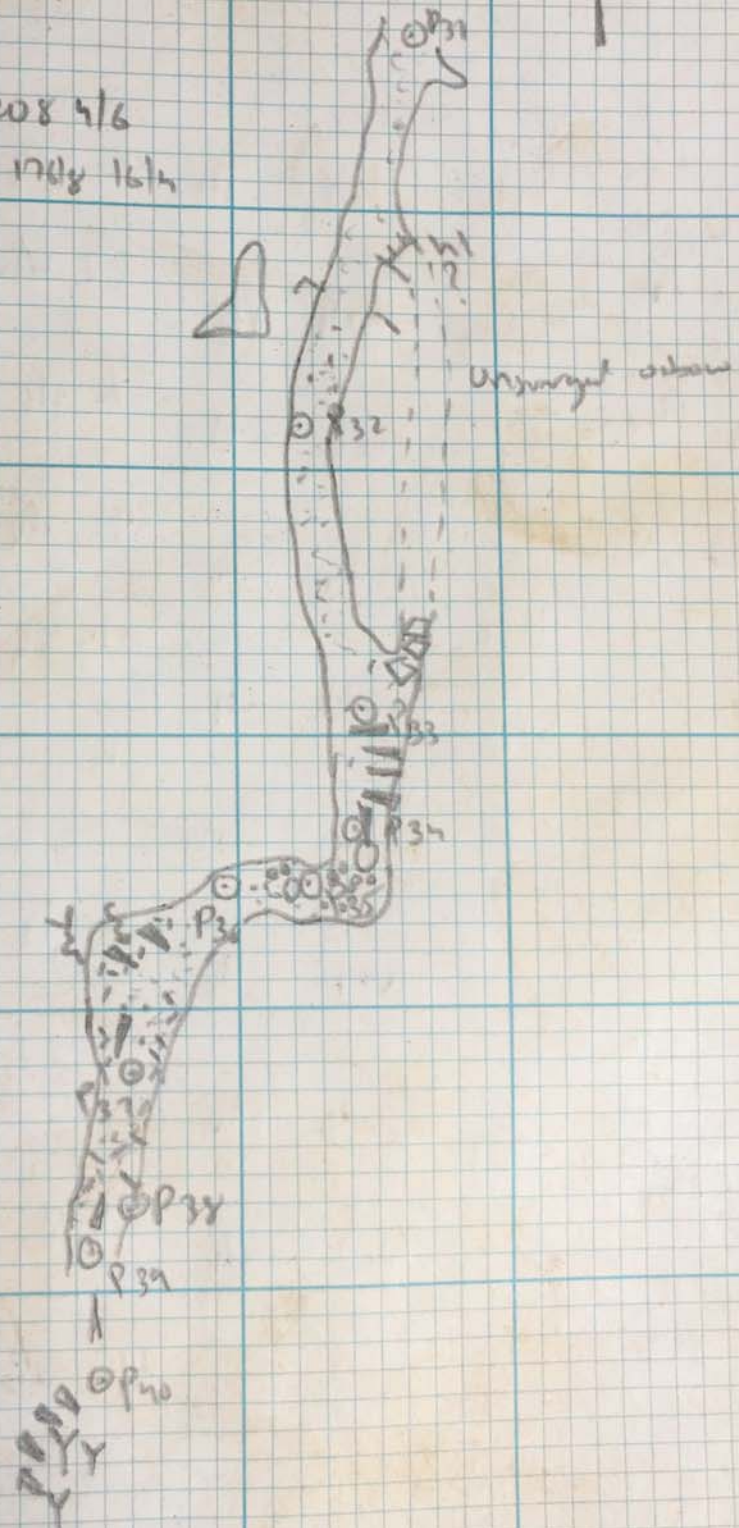
Station	CAVE SURVEY			L	R	U	D	Notes
	Distance	Azimuth	Vertical Angle					
P ₃₁		fs 195 ¹ / ₄	fs 213	210	217	014	018	
	30 ¹ / ₂	bs	bs					
P ₃₂		fs 167 ¹ / ₈	fs -017	114	010	114	117	
	23 ¹ / ₂	bs	bs					
P ₃₃		fs 180 ¹ / ₄	fs -206	315	112	114	216	
	610	bs	bs					
P ₃₄		fs 233 ¹ / ₇	fs -910	211	019	017	014	
	317	bs	bs					
P ₃₅		fs 266 ¹ / ₈	fs -014	114	016	217	012	
	514	bs	bs					
P ₃₆		fs 207 ¹ / ₂	fs -611	215	115	112	110	
	15 ¹ / ₂ 200	bs	bs					
P ₃₇		fs 183 ¹ / ₂	fs 018	217	015	017	014	
	111 ¹ / ₄	bs	bs					
P ₃₈		fs 234 ¹ / ₂	fs 108	010	412	110	016	
	413	bs	bs					
P ₃₉		fs 172 ¹ / ₄	fs 178	217	016	010	019	
	813	bs	bs					
P ₄₀		fs 215 ¹ / ₁₁	fs 011	010	018	511	112	
	401 ¹ / ₄ 018 510	bs	bs					
P ₄₁	Total Survey this page							

INNER MOUNTAIN
OUTLETTERS
770-307-4686

hl
31-31-1915 208 4/6
21-1-11 18/57 1708 1614

10m

N



Return to Page

Station	CAVE SURVEY			L	R	U	D	Notes
	Distance	Azimuth	Vertical Angle					
P ₂₀	4817	fs 21713	fs 111	010	618	517	112	
		bs	bs					
P ₂₁	2618	fs 24718	fs 116	017	417	617	018	
		bs	bs					
P ₂₂	2117	fs 21612	fs -115	516	115	413	113	
		bs	bs					
P ₂₃	1511	fs 23619	fs 219	318	118	010	015	
		bs	bs					
P ₂₄	517	fs 28517	fs -2511	014	414	010	111	
		bs	bs					
P ₂₅	818	fs 24117	fs -213	217	010	110	017	
		bs	bs					
P ₂₆	616	fs 25217	fs 1616	314	113	010	016	
		bs	bs					
P ₂₇	2317	fs 23013	fs 312	010	211	116	112	
		bs	bs					
P ₂₈	2719	fs 21818	fs 014	213	413	116	113	
		bs	bs					
P ₂₉		fs	fs	417	010	216	114	
		bs	bs					
P ₃₀	Total Survey this page							

INNER MOUNTAIN
OUTFITTERS
770-307-4886

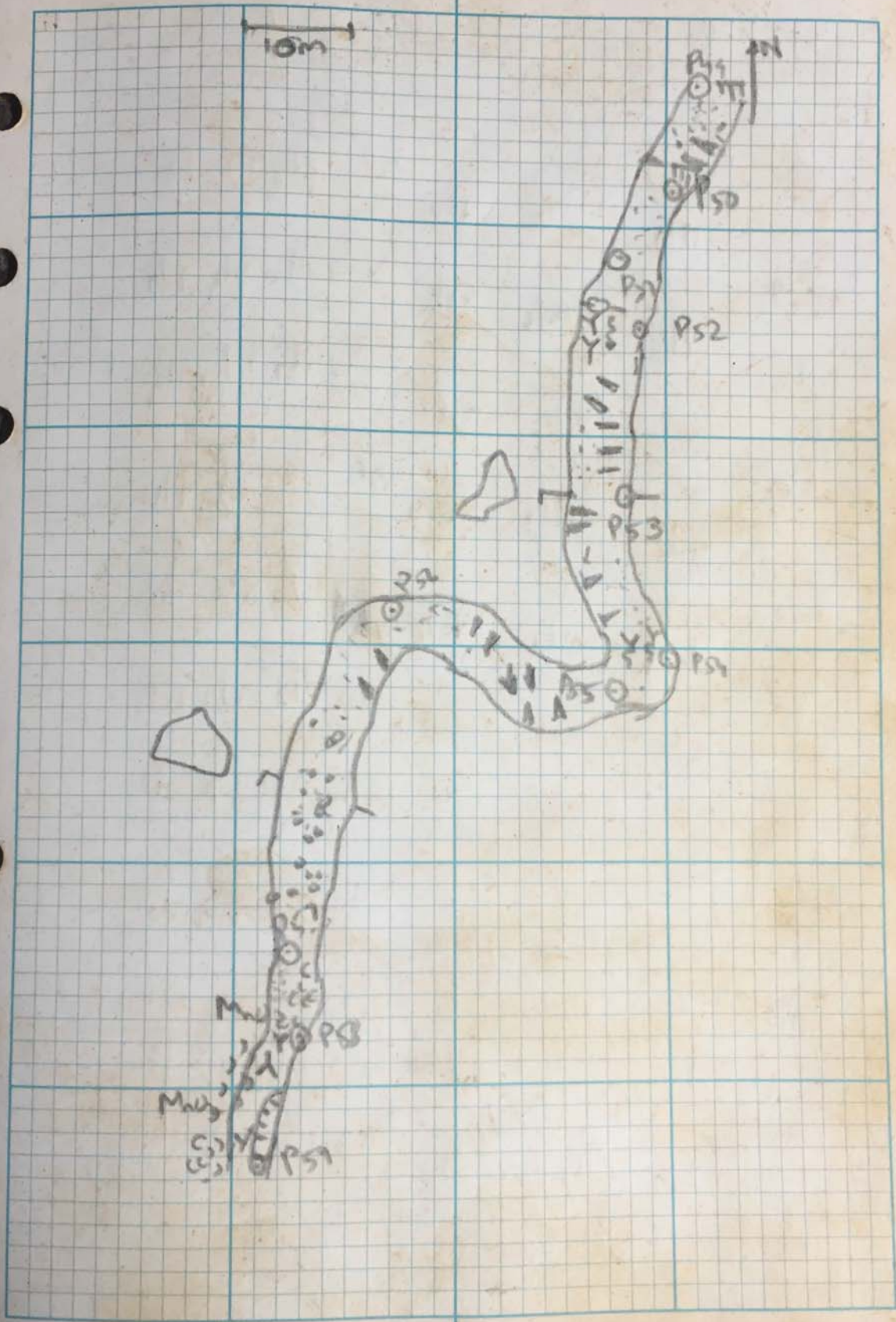
Cave _____

Page _____

of _____

Station	CAVE SURVEY			L	R	U	D	Notes
	Distance	Azimuth	Vertical Angle					
P ₁₄₉	7 1/4	fs 140 1/2	fs -2 1/4	0	0	3 1/5	0 1/4	
P ₅₀		bs	bs					
P ₅₁	8 1/5	fs 222 1/6	fs 2 1/4	4 1/4	0	1 1/7	1 1/3	
		bs	bs					
P ₅₂	6 1/7	fs 158 1/6	fs -0 1/4	0	1 1/8	1 1/3	1 1/2	
		bs	bs					
P ₅₃	11 1/5	fs 188 1/2	fs 0 1/4	0	0 5/4	0 1/4	1 1/4	
		bs	bs					
P ₅₄	10 1/5	fs 161 1/4	fs 0 1/4	0	4 1/3	2 1/6	1 1/4	
		bs	bs					
P ₅₅	7 1/5	fs 240 1/4	fs -0 1/4	0	5 1/5	2 1/6	1 1/3	
		bs	bs					
P ₅₆	22 1/2	fs 287	fs 0 1/2	4 1/4	0	0 1/5	1 1/5	
		bs	bs					
P ₅₇	3 1/4	fs 194 1/5	fs -0 1/2	1	0	3 1/4	1 1/4	
		bs	bs					
P ₅₈	8 1/4	fs 174 1/2	fs -2 1/5	0	0	6 1/3	1 1/5	
		bs	bs					
P ₅₉	13 1/4	fs 176 1/2	fs 6 1/2					
		bs	bs					
P ₆₀	Total Survey this page							

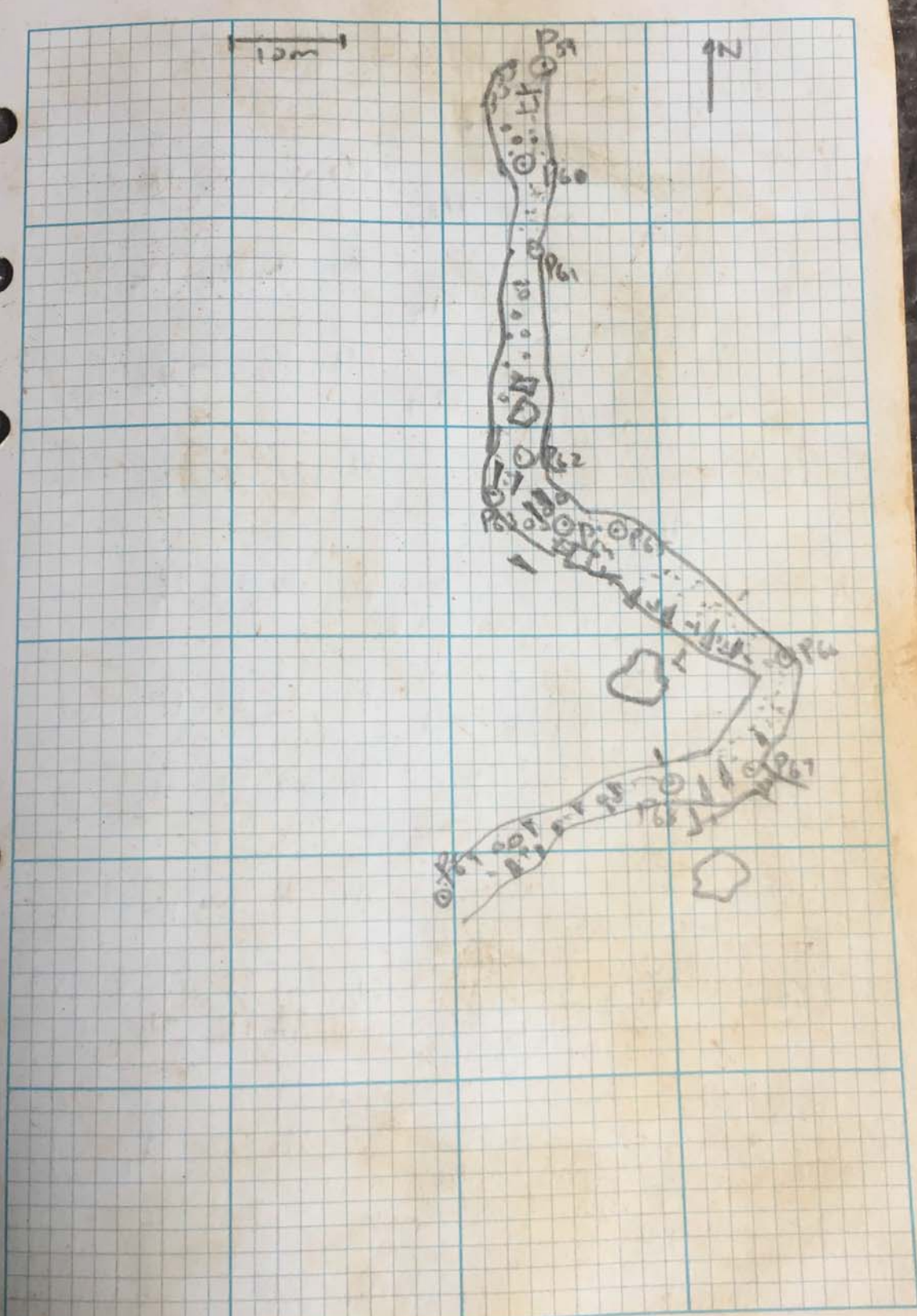
Return the Form
 INNER MOUNTAIN
 OUTFITTERS
 770-307-4686




Return to Page

Station	CAVE SURVEY			L	R	U	D	Notes
	Distance	Azimuth	Vertical Angle					
P ₅₇	11 1/2	fs 193 1/2	fs 110	010	213	528	116	
		bs						
P ₆₀	7 1/8	fs 174 1/2	fs -21 1/2	210	010	014	11 1/2	
		bs						
P ₆₁	20 1/3	fs 188 1/2	fs -016	010	117	17 1/2	1 1/2	
		bs						
P ₆₂	4 1/2	fs 210 1/2	fs -817	35	216	06	111	
		bs						
P ₆₃	7 1/9	fs 110 1/2	fs -16 1/8	814	010	010	110	
		bs						
P ₆₄	5 1/8	fs 90 1/2	fs -9 1/5	010	310	114	011	
		bs						
P ₆₅	2 1/8	fs 128 1/2	fs 015	214	212	114	018	
		bs						
P ₆₂	11 1/6	fs 203 1/2	fs 016	010	312	212	110	
		bs						
(P ₆₇)	7 1/8	fs 25 1/2	fs 117	017	018	117	010	5 d g n
		bs						
P ₆₈	2 5/4	fs 24 1/2	fs 017	010	217	313	110	main pass
		bs						
P ₆₉	Total Survey this page							

INNER MOUNTAIN
OUTFITTERS
770-307-4886



Station	CAVE SURVEY			L	R	U	D	Notes
	Distance	Azimuth	Vertical Angle					
P69	1613	fs 27015	fs 113	117	010	313	110	
		bs	bs					
P70	1614	fs 27516	fs 014	010	314	110	115	
		bs	bs					
P71	1817	fs 23314	fs 017	213	119	017	112	
		bs	bs					
P72	1714	fs 25015	fs 018	010	211	015	114	
		bs	bs					
P73	1114	fs 23819	fs -017	412	010	113	114	
		bs	bs					
P74	818	fs 26714	fs -015	010	210	110	113	
		bs	bs					
P75	1613	fs 25811	fs -413	316	010	015	112	
		bs	bs					
P76	1717	fs 271	fs -114	010	016	014	113	
		bs	bs					
P77	516	fs 29414	fs -212	010	411	112	210	
		bs	bs					
P78	2512	fs 23614	fs 116	313	113	015	017	
		bs	bs					
P79		Total Survey this page						



Cave _____

Page _____

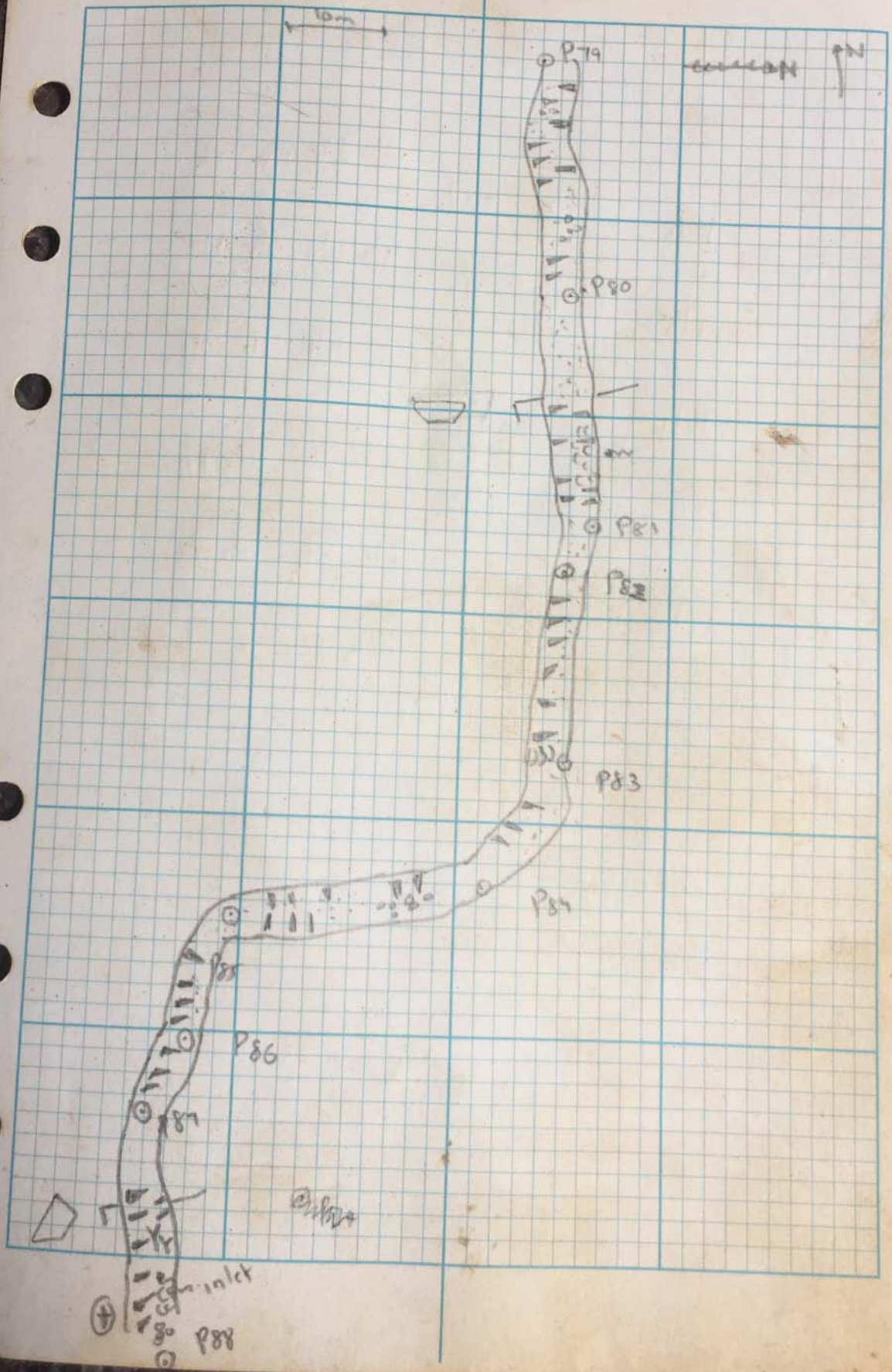
of _____

Station	CAVE SURVEY			L	R	U	D	Notes
	Distance	Azimuth	Vertical Angle					
P79	251	fs 17013	fs 012	312	010	111	112	
P80		bs	bs	110	219	010	112	
P81	256	fs 17014	fs 111					
		bs	bs					
P82	712	fs 20613	fs -218	010	519	518	111	
		bs	bs					
P83	1813	fs 18215	fs 215	312	010	019	017	
		bs	bs					
P84	1418	fs 21111	fs -012	010	512	312	112	
		bs	bs					
P85	2511	fs 20512	fs -113	010	210	114	019	
		bs	bs					
P86	1216	fs 19512	fs -011	313	214	114	116	
		bs	bs					
P87	912	fs 20515	fs 416	018	312	010	015	
		bs	bs					
P88	2413	fs 17011	fs 011	311	010	111	116	
		bs	bs					
		fs	fs					
		bs	bs					
Total Survey this page								

Klein on the River

INNER MOUNTAIN
OUTFITTERS
770-307-4686

R-144



Cave _____

Page _____

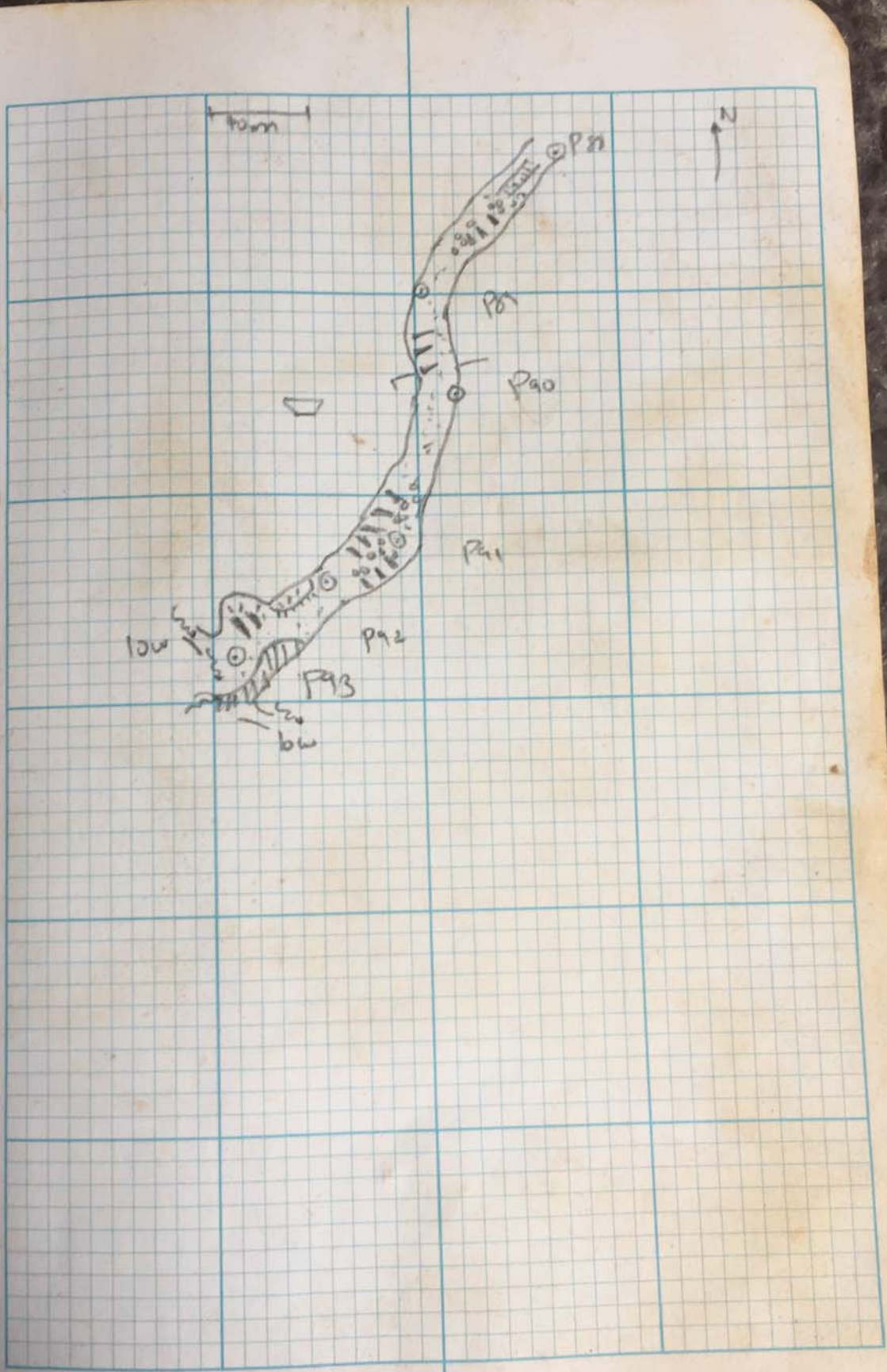
of _____

Station	CAVE SURVEY			L	R	U	D	Notes
	Distance	Azimuth	Vertical Angle					
P88	19/3	fs 226/2	fs -3/1	0/0	2/8	1/8	1/6	
P89	9/6	bs	bs	4/4	0/0	0/4	1/0	
P90	16/1	fs 162/2	fs -1/8	do	4/1	1/5	0/3	
P91	7/6	bs	bs	2/5	5/3	do	1/1	
P92	13/2	fs 236/2	fs 0/4	2/6	1/3	0/0	0/7	
P93	3/6	bs	bs	4/4	1/2	do	0/4 P93	
Inlet	10/4	fs 272/2	fs -7/7					
Outlet		bs	bs					
		fs	fs					
		bs	bs					
		fs	fs					
		bs	bs					
		fs	fs					
		bs	bs					
	Total Survey this page							

Return on Return

INNER MOUNTAIN
OUTFITTERS
770-507-4686

R-144



Cave _____

Page _____

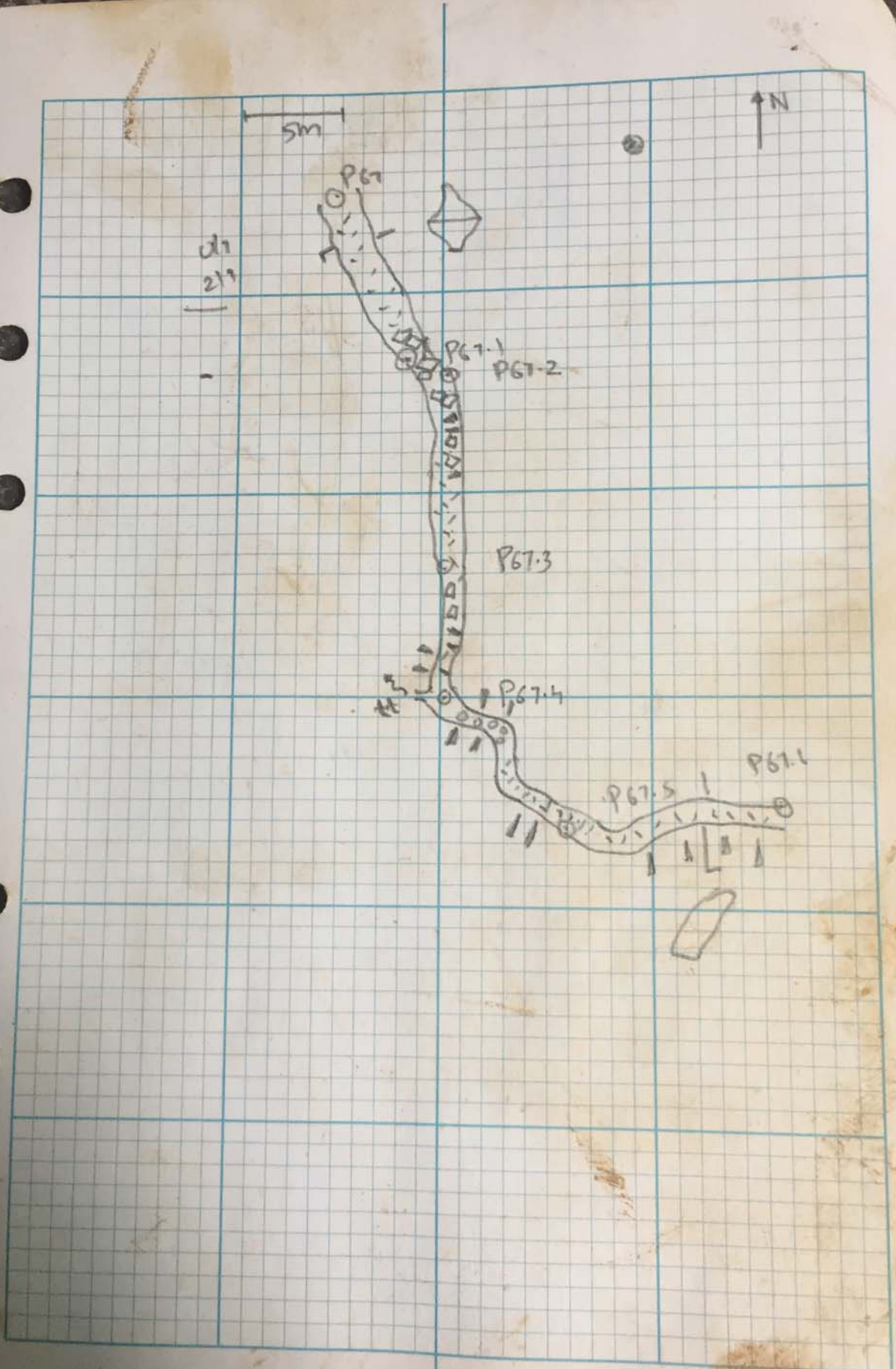
of _____

Kite in the Rain

Station	CAVE SURVEY			L	R	U	D	Notes
	Distance	Azimuth	Vertical Angle					
P67	9/6	fs	fs					
			157/6	+5/7				
P67.1	2/3	bs	bs					
		fs	116/3	fs -3/1	1/0	0/0	0/4	1/3
P67.2	9/6	bs	bs					
		fs	177/8	fs -4/2	0/0	1/4	0/7	2/0
P67.3	5/6	bs	bs					
		fs	177/1	fs -1/8	1/1	0/0	1/1	0/8
P67.4	7/6	bs	bs					
		fs	141/4	fs -0/5	0/0	1/1	1/3	0/7
P67.5	10/0	bs	bs					
		fs	83/5	fs 0/6	2/3	0/0	1/6	0/8
P67.6	27k	bs	bs					
		fs	82	fs 0/0	0/0	1/2	1/0	0/8
P67.7		bs	bs					
		fs		fs				
		bs	bs					
		fs		fs				
		bs	bs					
		fs		fs				
		bs	bs					
		fs		fs				
Total Survey this page								

INNER MOUNTAIN
OUTFITTERS
770-307-4686

R-144



Rate in the future

Cave _____

Page _____

of _____

Station	CAVE SURVEY			L	R	U	D	Notes
	Distance	Azimuth	Vertical Angle					
P67.6		fs 8210	fs 010					
	274	bs	bs					
P67.7		fs 8017	fs -04					
	305	bs	bs	09	017	1/2	1/5	
P67.8		fs 10918	fs -102					
	415	bs	bs	03	1/3	0/8	1/5	
P67.9		fs 11215	fs -21					
	279	bs	bs	02	019	2/4	0/5	
P67.10		fs 11016	fs -415					
	212	bs	bs	010	013	0/4	0/3	
(P67.11)		fs 19711	fs 313					
	316	bs	bs	010	019	1/6	010	
P67.12		fs 19118	fs -115					
	716	bs	bs	010	014	0/4	0/5	
P67.13		fs 19518	fs 011					
	218	bs	bs	010	013	0/4	0/4	
P67.14		fs 19318	fs -04					
	317	bs	bs	010	012	1/4	0/4	
P67.15		fs 19011	fs -317					
	810	bs	bs	010	011	1/5	0/6	
Total Survey this page								

INNER MOUNTAIN
OUTFITTERS
770-307-466

R-144

