

THAM LUANG - MARCH 2021
MONK SERIES SURVEY TRIP

DATE: 29 March 2021 - 30 March 2021

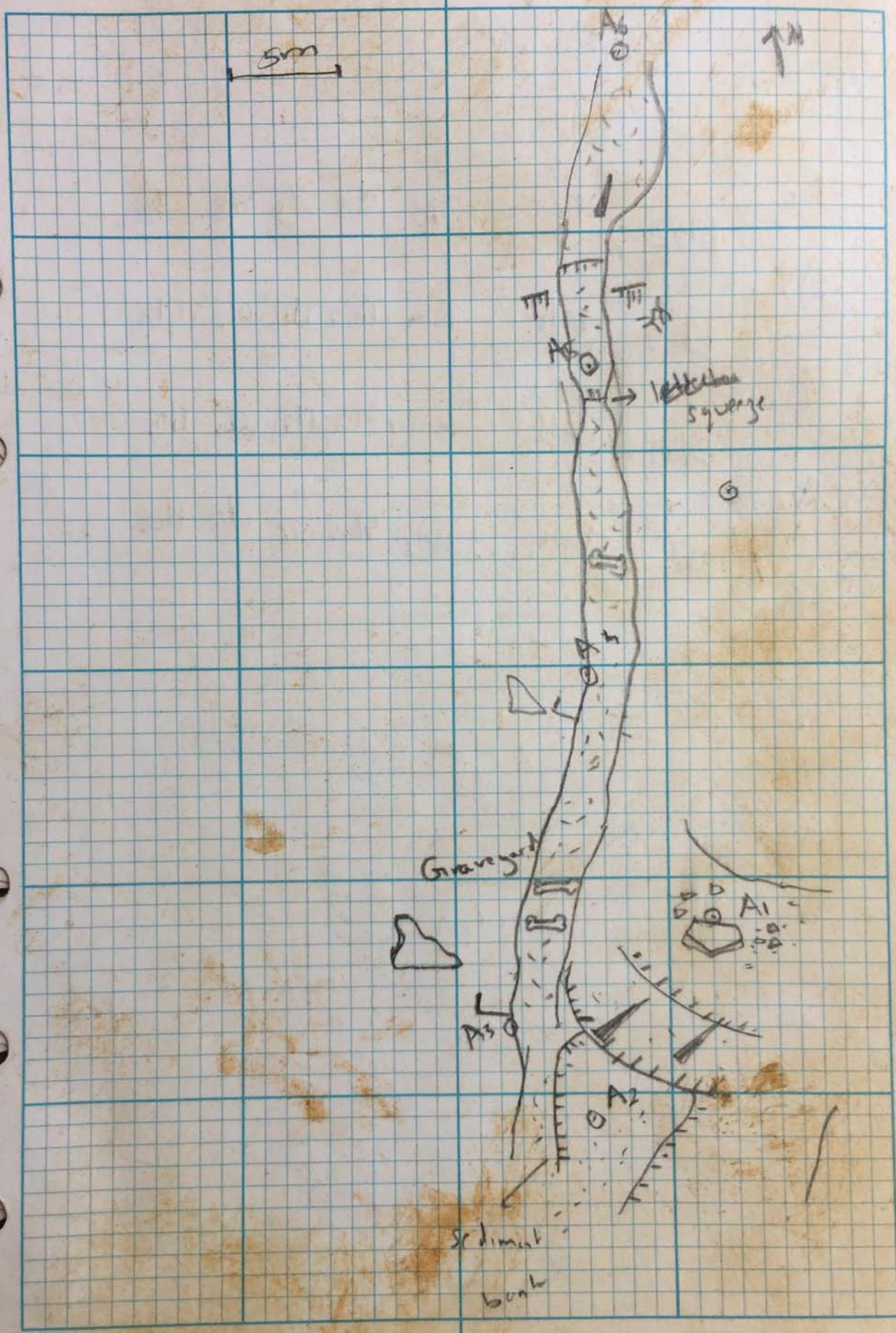
TEAM: CMRCA - JOSH, SUDEEP, MARIO,
BO, TIFFY, ADD
CRC - VERN, BERM, LAX, BOY

IN: 10:30 AM

Ref. in the ...

Station	CAVE SURVEY			L	R	U	D	Notes
	Distance	Azimuth	Vertical Angle					
A1	14/71	fs 211k	fs 34/0	2/62	1/05	6/84	1/05	Boiler
		bs	bs					
A2	4/55	fs 318/0	fs 13/4	3/85	11/73	0/0	1/12	
		bs	bs					
A3	16/90	fs 15/3	fs -1/0	0/0	1/51	0/84	0/64	2/58 } 3/120 1/20 } 3/120 x 500
		bs	bs					
A4	14/23	fs 3/7	fs 4/3	0/93	0/0	1/43	0/52	
		bs	bs					
A5	13/68	fs 7/7	fs -2/2	0/34	0/12	0/0	0/72	
		bs	bs					
A6	15/52	fs 18/6	fs -7/0	0/0	2/3	0/30	0/17	
		bs	bs					
A7		fs	fs					
		bs	bs					
		fs	fs					
		bs	bs					
		fs	fs					
		bs	bs					
		fs	fs					
		bs	bs					
Total Survey this page								

INNER MOUNTAIN
OUTFITTERS
770-307-4686



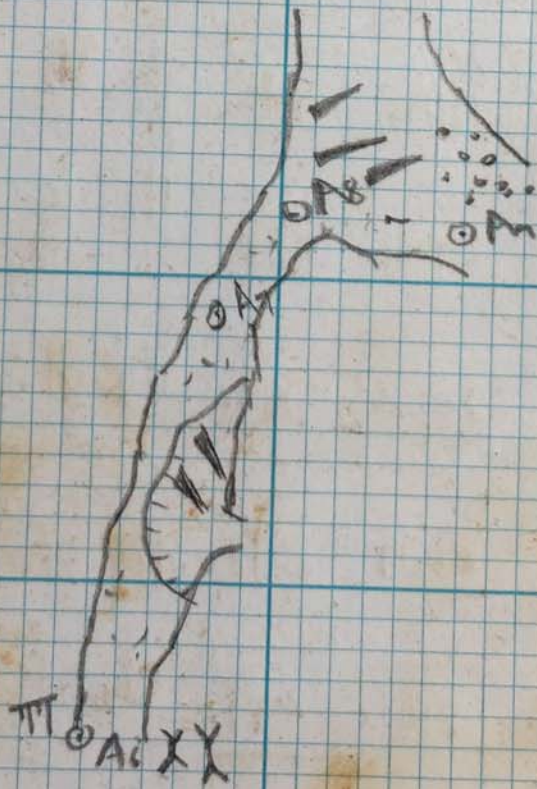
Rite in the Rain

Station	CAVE SURVEY			L	R	U	D	Notes
	Distance	Azimuth	Vertical Angle					
A ₆	15102	fs 181 $\frac{1}{2}$	fs -710	do	213	0B	079	
		bs	bs					
A ₇	3167	fs 371 $\frac{1}{2}$	fs -1014	1157	1116	010	019	
		bs	bs					
A ₈	6101	fs 941 $\frac{1}{2}$	fs -5017	210	1131	010	1191	
		bs	bs					
A ₉	3160	fs 1221 $\frac{1}{2}$	fs -3018	4157	712 016	010	1102	
		bs	bs					
A ₁₀		fs	fs					
		bs	bs					
		fs	fs					
		bs	bs					
		fs	fs					
		bs	bs					
		fs	fs					
		bs	bs					
		fs	fs					
		bs	bs					
		Total Survey this page						

INNER MOUNTAIN
OUTFITTERS
770-307-4686

5m

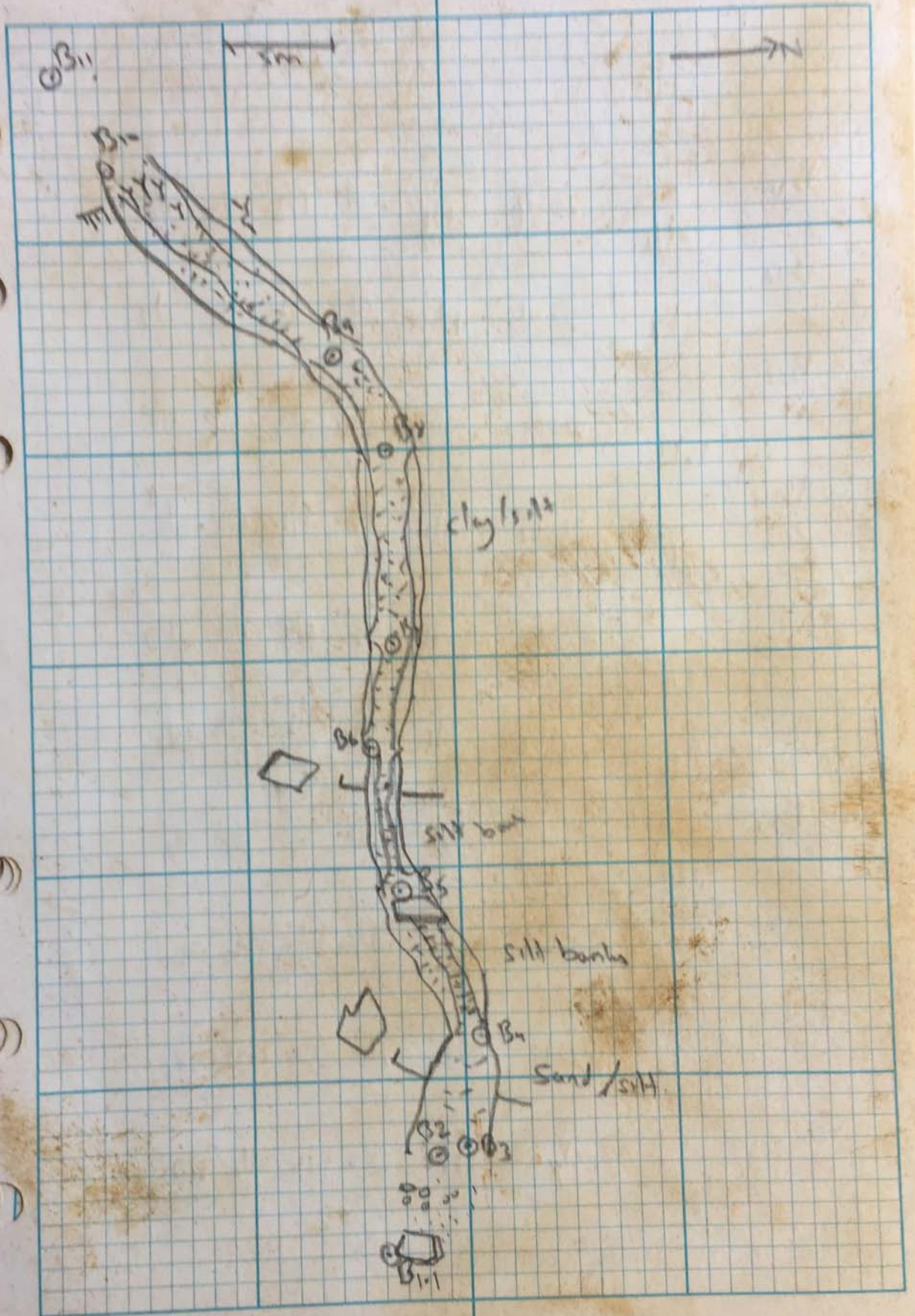
N



Red in the Rain

Station	CAVE SURVEY			L	R	U	D	Notes
	Distance	Azimuth	Vertical Angle					
B ₁	417	fs 30018	fs -1516					
B ₂	4138	bs 21019	bs -1716					
B ₂	110	fs 35217	fs -1017	115	210	010	014	
B ₃	610	fs 21310	fs +018					
B ₄	814	fs 24214	fs -310	016	010	017	1137	
B ₅	815	fs 26213	fs 213	110	116	010	018	
B ₆	510	fs 28015	fs -314	010	112	019	018	
B ₇	819	fs 27214	fs 219	112	115	010	016	
B ₈	511	fs 24214	fs 011	117	010	110	018	
B ₉	1311	fs 21217	fs 018	113	010	117	016	
B ₁₀	514	fs 24611	fs -116	010	118	211	018	
B ₁₁	Total Survey this page							

INNER MOUNTAIN
OUTFITTERS
710-307-4686



Return to Room

Station	CAVE SURVEY			L	R	U	D	Notes
	Distance	Azimuth	Vertical Angle					
B ₁₁	814	fs 26518	fs 118	016	113	015	016	
		bs	bs					
B ₁₂	517	fs 23335	fs 110	018	014	010	019	
		bs	bs					
B ₁₃	1315	fs 20018	fs -119	013	114	114	116	
		bs	bs					
B ₁₄	815	fs 24617	fs 313	018	111	012	016	
		bs	bs					
B ₁₅	216	fs 22212	fs -3715	112	015	110	117	
		bs	bs					
B ₁₆	518	fs 26817	fs -211	118	113	012	016	
		bs	bs					
B ₁₇	416	fs 25419	fs -011	111	018	012	018	
		bs	bs					
B ₁₈	312	fs 251	fs 1116	010	114	114	015	
		bs	bs					
B ₁₉	311	fs 22115	fs 313	116	014	111	016	
		bs	bs					
B ₂₀	518	fs 25318	fs -111	010	114	012	110	
		bs	bs					
B ₂₁	Total Survey this page							

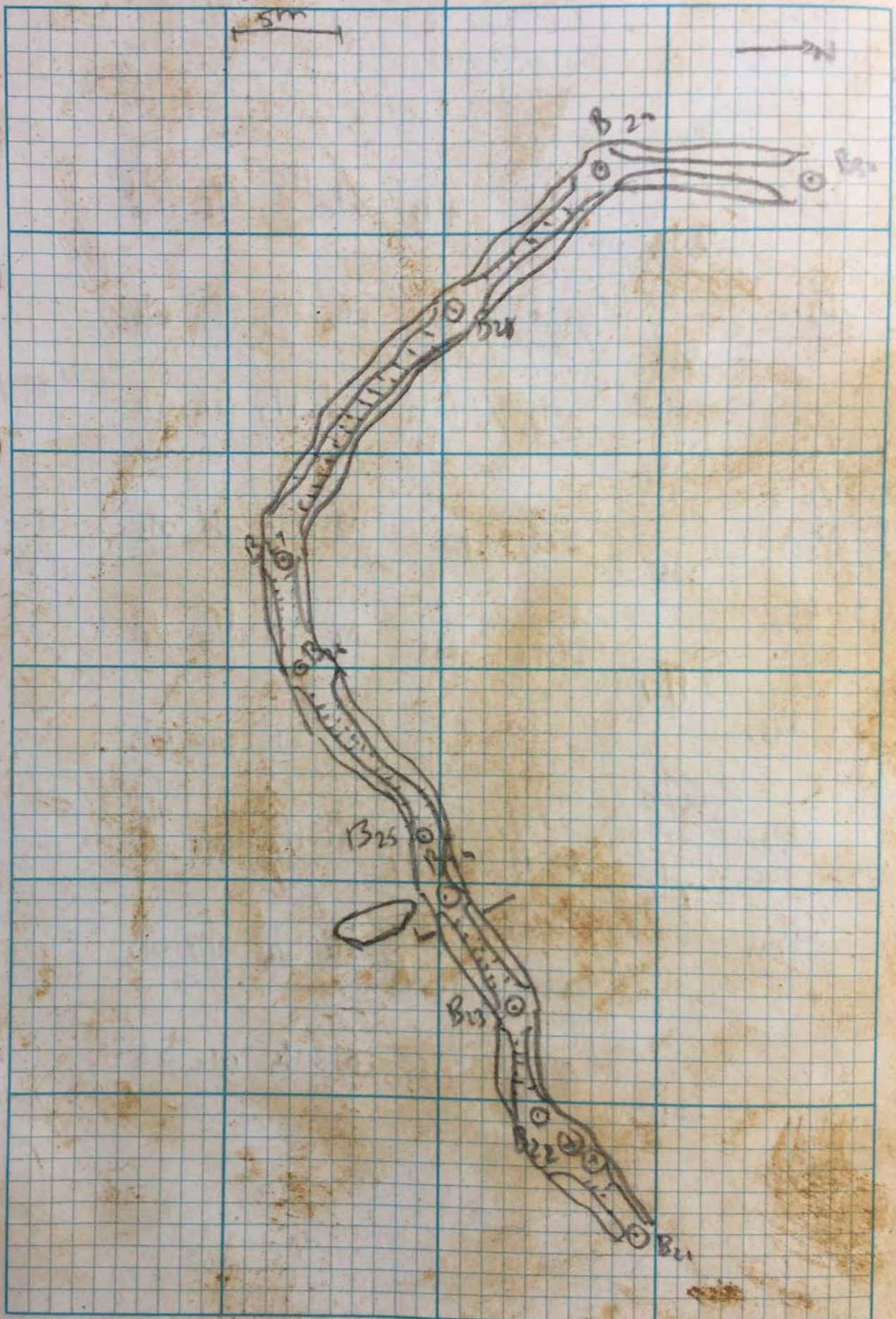
INNER MOUNTAIN
OUTFILTERS
770-307-4686

Ritter in the Rain

INNER MOUNTAIN
OUTFITTERS
770-307-4686

R-144

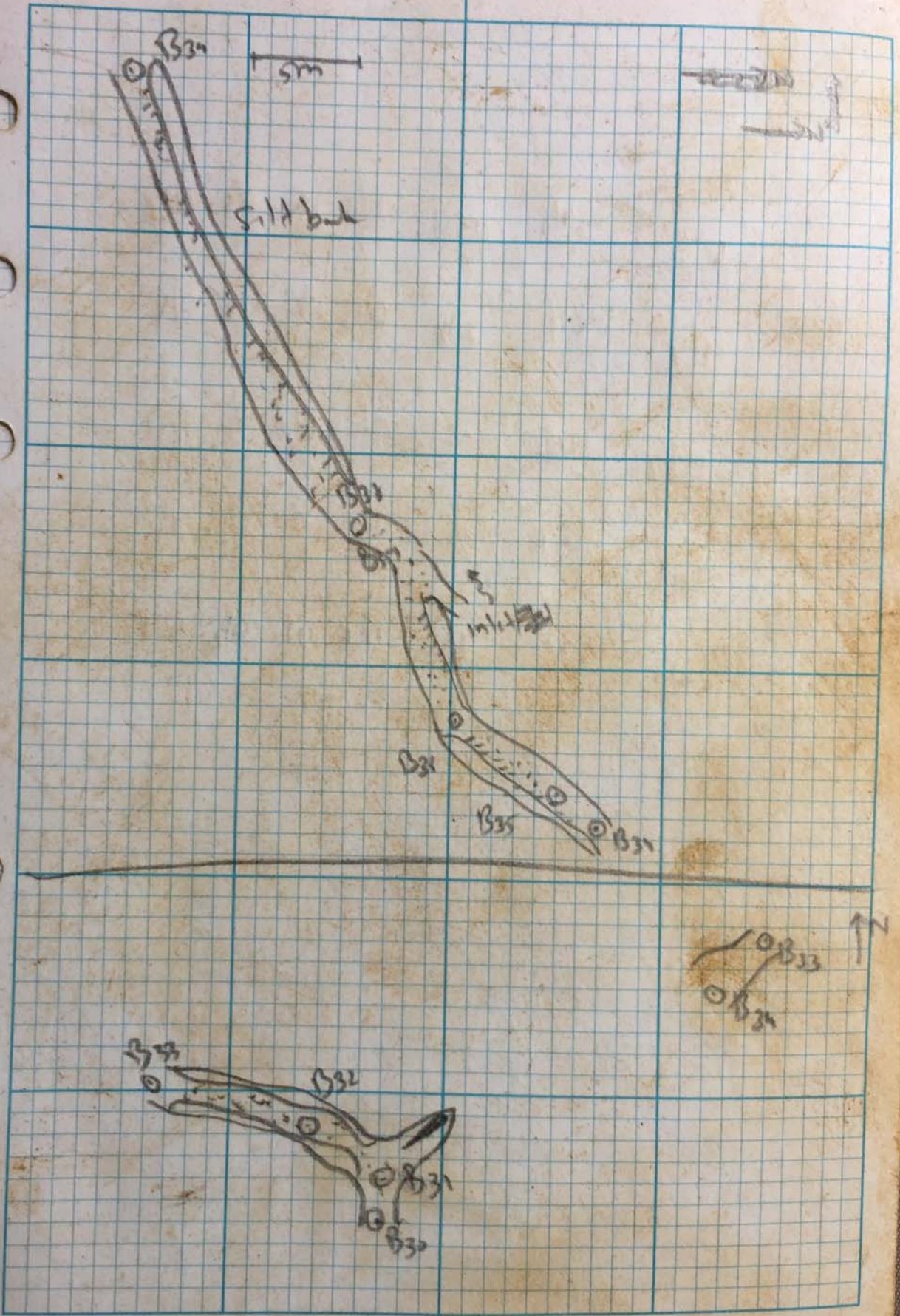
Station	CAVE SURVEY			L	R	U	D	Notes
	Distance	Azimuth	Vertical Angle					
B ₂₀	7/7	fs 233h	fs 118	116	010	114	015	
B ₂₁	7/7	bs	bs					
B ₂₂	5/1	fs 209h	fs -516	014	110	111	017	
B ₂₃		bs	bs					
	6/1	fs 240	fs -111	110	016	014	018	
		bs	bs					
B ₂₄	2/9	fs 261	fs 615	010	114	015	019	
		bs	bs					
B ₂₅	9/7	fs 233h	fs 114	115	012	010	014	
		bs	bs					
B ₂₆	4/7	fs 261h	fs 310	014	117	010	014	
		bs	bs					
B ₂₇	13/7	fs 300h	fs -218	114	110	210	017	
		bs	bs					
B ₂₈	8/6	fs 344h	fs 211	115	015	010	014	
		bs	bs					
B ₂₉	9/6	fs 511	fs -312	010	112	010	112	
		bs	bs					
B ₃₀		fs	fs					
		bs	bs					
	Total Survey this page							



Rite in the Rain

Station	CAVE SURVEY			L	R	U	D	Notes
	Distance	Azimuth	Vertical Angle					
B ₅₀	2 1/2	fs 10 1/2	fs 7 1/8	2 1/2	1 1/3	2 1/2	0 1/2	
		bs						
B ₅₁	3 1/4	fs 3 10 1/5	fs - 1 1/5	1 1/2	3 1/4	0 1/8	0 1/6	
		bs						
B ₅₂	3 1/4	fs 4 3 1/2	fs 3 2 1/2	0 1/2	1 1/4	0 1/2	0 1/4	Side prong
		bs 2 8 7/8	bs 2 1 1/2					
B ₅₃	3 1/4	fs 2 2 2 1/4	fs 4 10	1 1/4	0 1/2	0 1/4	0 1/3	
		bs						
B ₅₄	1 1/7	fs 2 5 1/2	fs - 6 1/8	0 1/2	0 1/5	1 1/2	0 1/4	
		bs						
B ₅₅	6 1/4	fs 2 1 7 1/2	fs 3 1 7	1 1/2	0 1/5	0 1/2	0 1/3	
		bs						
B ₅₆	B ₅₇ 1/6 incl 5 1/2	fs 2 5 1/2	fs - 0 1/2	0 1/2	1 1/6	2 1/6	0 1/2	
		bs 5 6 1/2	bs 4 1/2					
B ₅₇	2 1/2	fs 2 0 1/6	fs - 0 1/5	1 1/2	0 1/2	0 1/7	0 1/3	
		bs						
B ₅₈	2 3 1/2	fs 2 4 1/2	fs 0 1/3	0 1/2	1 1/4	0 1/4	0 1/5	
		bs						
B ₅₉		fs	fs					
		bs						
Total Survey this page								

INNER MOUNTAIN
OUTFILTERS
770-307-4886



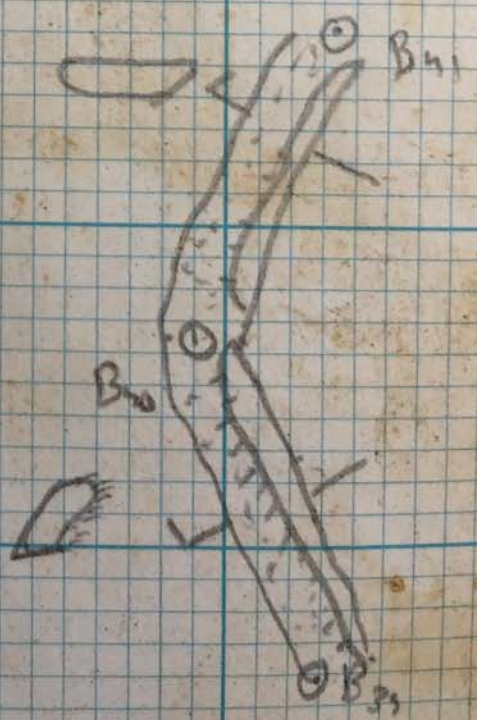
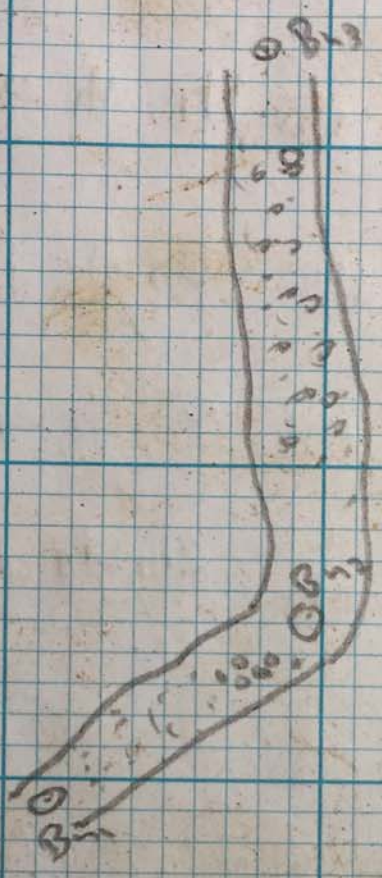
Station	CAVE SURVEY			L	R	U	D	Notes
	Distance	Azimuth	Vertical Angle					
B39	12	fs 254/0	fs -0/5	0/0	1/4	0/3	0/3	
		bs	bs					
B40	9/7	fs 226/2	fs 2/8	0/5	1/6	1/2	0/1	
		bs	bs					
B41	9/7	fs 326/6	fs -0/2	0/6	1/1	0/0	0/1	
		bs	bs					
B42	28/0	fs 264/8	fs -0/1	1/8	0/0	0/5	0/7	
		bs	bs					
B43	26/0	fs 257/5	fs 1/0	1/7	1/1	0/2	0/1	
		bs	bs					
B44		fs	fs					
		bs	bs					
		fs	fs					
		bs	bs					
		fs	fs					
		bs	bs					
		fs	fs					
		bs	bs					
	Total Survey this page							

Rite in the Rain

INNER MOUNTAIN
OUTLETTERS
770-307-4696

5m

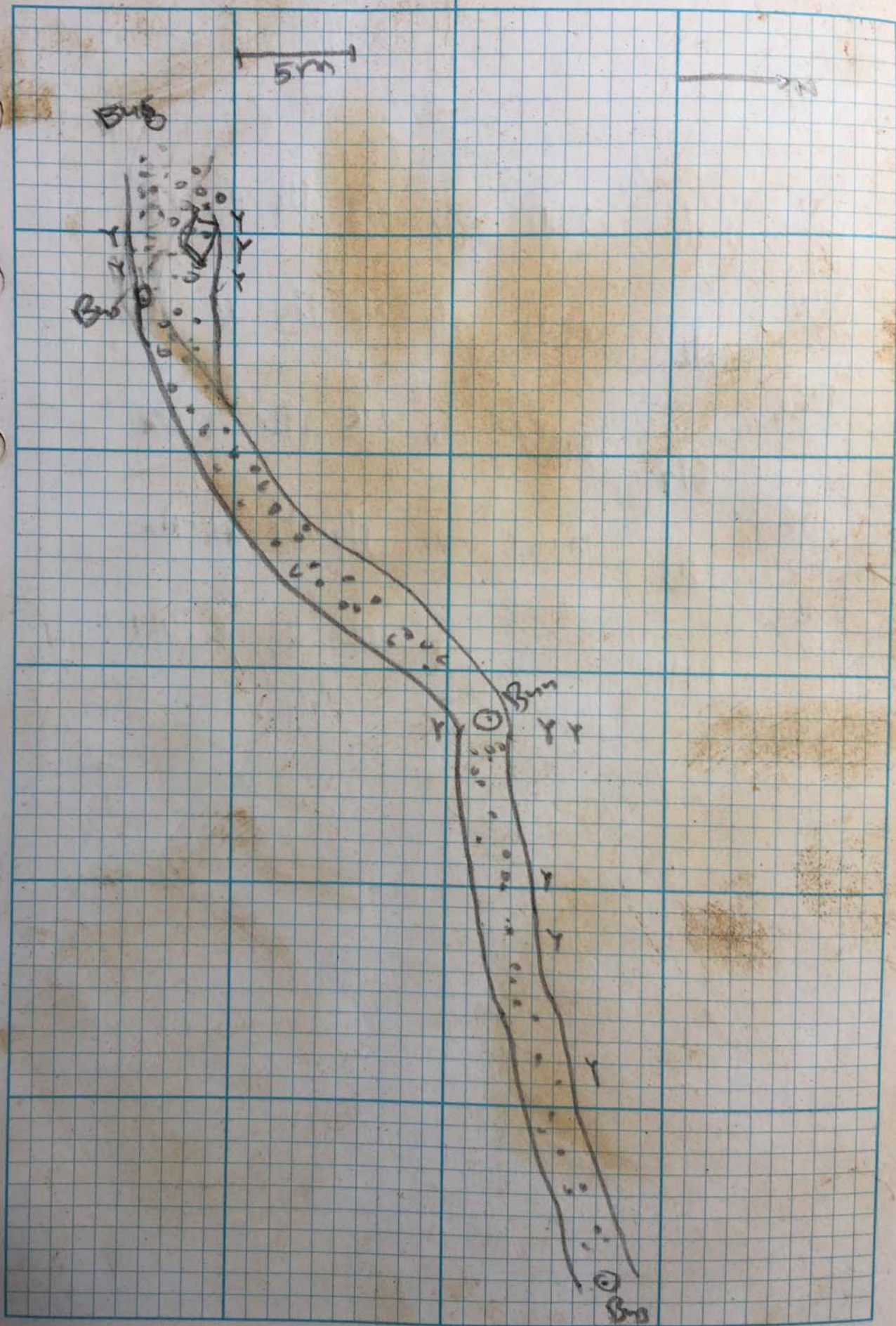
N

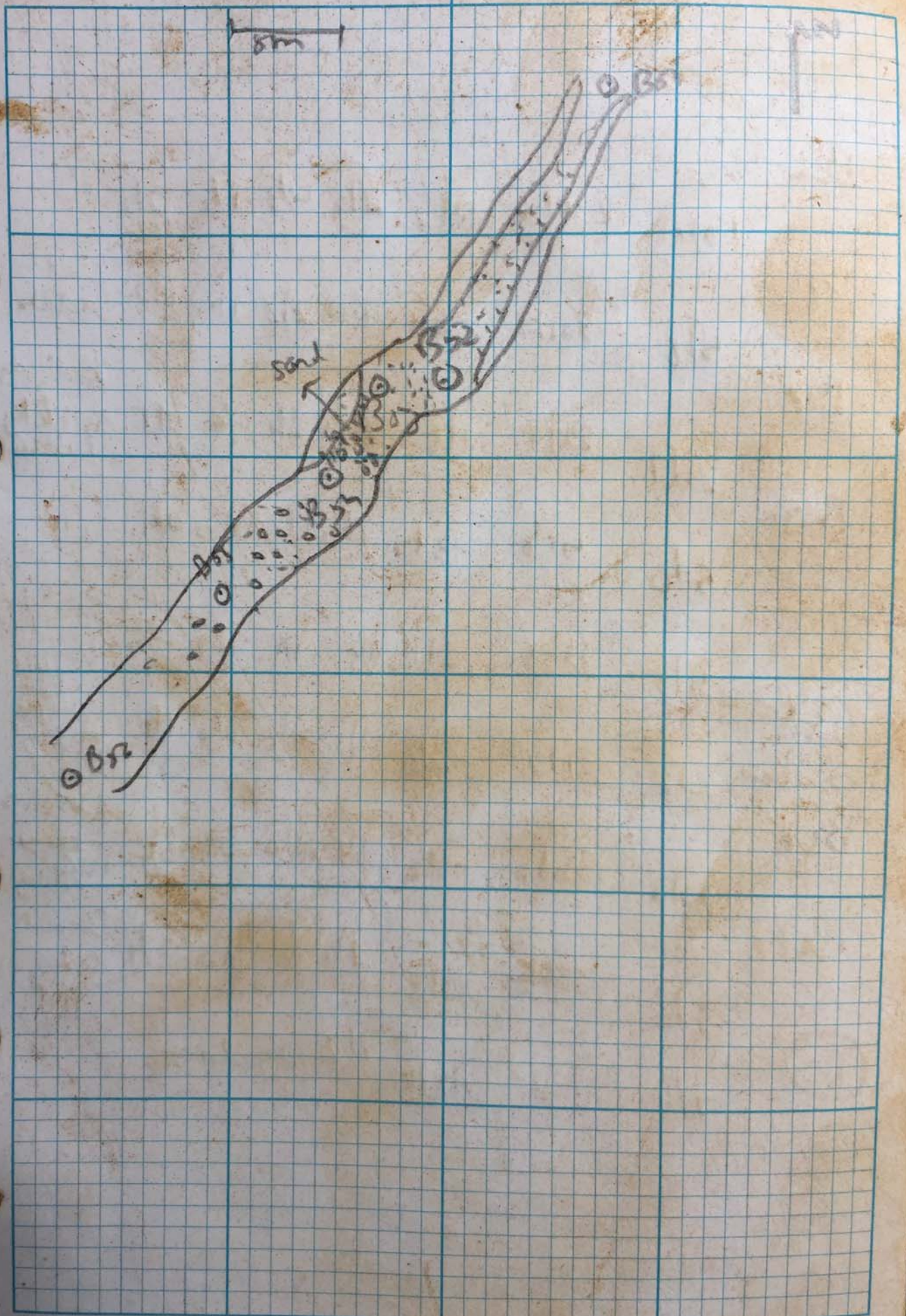


Rite in the Rain

Station	CAVE SURVEY			L	R	U	D	Notes
	Distance	Azimuth	Vertical Angle					
B ₂₃	2610	fs 25715	fs 110	17	11	02	01	
		bs						
B ₂₄	2519	fs 23013	fs 111	27	010	17	03	
		bs						
B ₂₅	718	fs 26411	fs -111	02	318	05	04	
		bs						
B ₂₆	2014	fs 22316	fs 012	214	019	05	02	
		bs						
B ₂₇		fs	fs					
		bs	bs					
		fs	fs					
		bs	bs					
		fs	fs					
		bs	bs					
		fs	fs					
		bs	bs					
		fs	fs					
		bs	bs					
		fs	fs					
		bs	bs					
		Total Survey this page						

INNER MOUNTAIN
OUTFITTERS
770-307-4686





Return on Return

Station	CAVE SURVEY			L	R	U	D	Notes
	Distance	Azimuth	Vertical Angle					
B52								
	1011	fs 23614 bs	fs 012 bs	215	013	115	012	
B51								sand rocks
	518	fs 30114 bs	fs -216 bs	010	218	114	010	
B50								beddy sh silt/clay/ cobble
	217	fs 2219 bs	fs 113 bs	018	211	016	011	
B50								
	510	fs 4518 bs	fs -317 bs	041	116	010	014	
B50								sand/ clay
	513	fs 1310 bs	fs 211 bs	113	116	017	014	
(B50) Crowbar								cobbles dis
	612	fs 3717 bs	fs -016 bs	113	112	010	013	
B52								cobbles raw raw raw
	1010	fs 33116 bs	fs -012 bs	312	010	017	017	
B53								sand clay
	716	fs 3012 bs	fs 013 bs	116	118	012	011	
(B52) Spade splay								
	714	fs 1315 bs	fs -013 bs	112	017	010	016	
		fs	fs					
		bs	bs					
Total Survey this page								

INNER MOUNTAIN
OUTFITTERS
770-307-4686

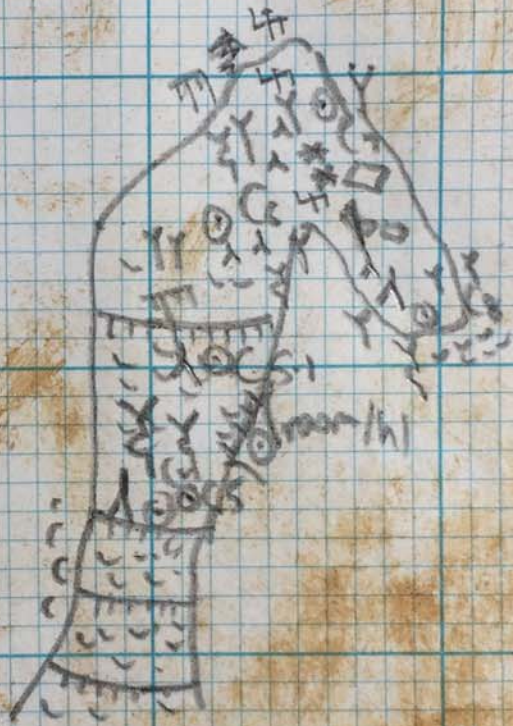


Peter M. Reilly

Station	CAVE SURVEY			L	R	U	D	Notes
	Distance	Azimuth	Vertical Angle					
C ₁	610	fs 21317	fs 115	019	412	317	012	
		bs	bs					
C ₂	314	fs 10516	fs 111	14	010	210	115	
		bs	bs					
C ₃		fs	fs	316	317	21	015	2214
		bs	bs					
C ₄	2310	2410 fs 10515	fs -217					
		fs 32116	fs -516					
C ₅	017	bs	bs					
		fs 27717	fs 57					
C ₆	1918	bs	bs				010	
		fs 31013	fs 4416					
C ₇	917	bs	bs	212	113	213	117	
		fs 611	fs -213					
C ₈	1213	bs	bs					
		fs 7614	fs 318					
C ₉	2216	bs	bs					
		fs 7413	fs -4614					
C ₁₀ - room	4121	bs	bs					
		fs 614	fs 4110					
C ₁₁ - C ₅	31711	bs 4011	bs 3014					
		fs 2118	fs 2118					
C ₁₂	31712	fs 2118	fs 2118					
Total Survey this page			814	415				
	2013	1311	211					
	1917	2017	211					
	2212	2017	211					

INNER MOUNTAIN
OUTFITTERS
770-307-4686

10m



20

So
So