

GPS PHOTONMI - (10 m from Cave Name)

47P 437 272 1692 066 351

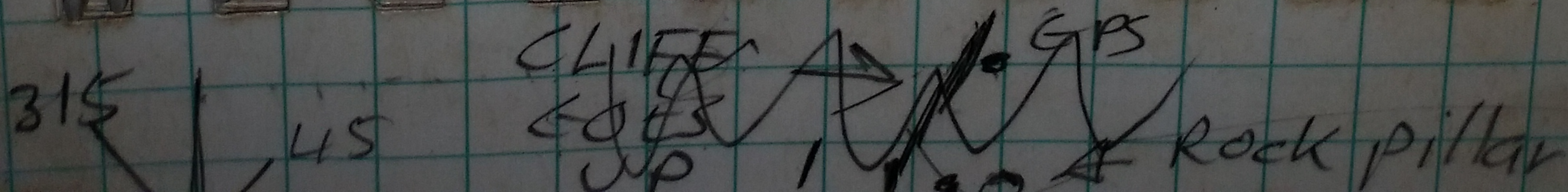
Follow steps and ladders up cliff to entrance.

				L	R	U	D
8:00							
GPS-1	12:40	169.8	-11.6	① 0.8	3.7	1	1
8:00							
1-2	5.50	164.2	+01.7	② 0	3.2	3.4	1.5
2-3	3.49	199.4	-01.6	③ 1.7	0.2	1.2	1.4
3s	4-5f	138.1	-36.9	④ LT	Top step of steel ladder ↓ Below ladder		
3-4	13.52	144.0	+20.2	0	8.7	0	11.6 0.7
4s1	7.11	331.8	-09.8	Bottom of ladder			
4-5	11.48	345.7	-01.4	⑤ 0	(see 6) 10-10 1.2		
5-6	4.66	135.8	+02.0	" "			
4-7	13.97	250.8	+12.7	⑦ 8.3	6.4	4.8	0.5
7s	13.16	256.8	+08.3	To Buddha			
7-8	11.16	164.1	+10.5	⑧ 8.2	0	4.1	1.3
8-9	10.72	119.5	+16.0	⑨ 0	1.4	1.6	1.4
9-10	12.01	177.2	-09.5	⑩ 1.2	9.8	4.0	4.4
10-11	11.99	220.8	+12.7	⑪ 9.5	0	1.7	1.3
11-12	22.71	171.4	-04.2	⑫ 7.8	0	4.5	0.8
12-13	9.27	199.1	+08.6	⑬ 4.0	0	2.9	1.4
13-14	12.32	120.9	+04.2	⑭ 1.6	1.3	0	1.1
15-18	126.1	M	-03.0	⑮ 1.4	0	1.0	1.3
14-15	A						

10/7/2017

①

KA 0117

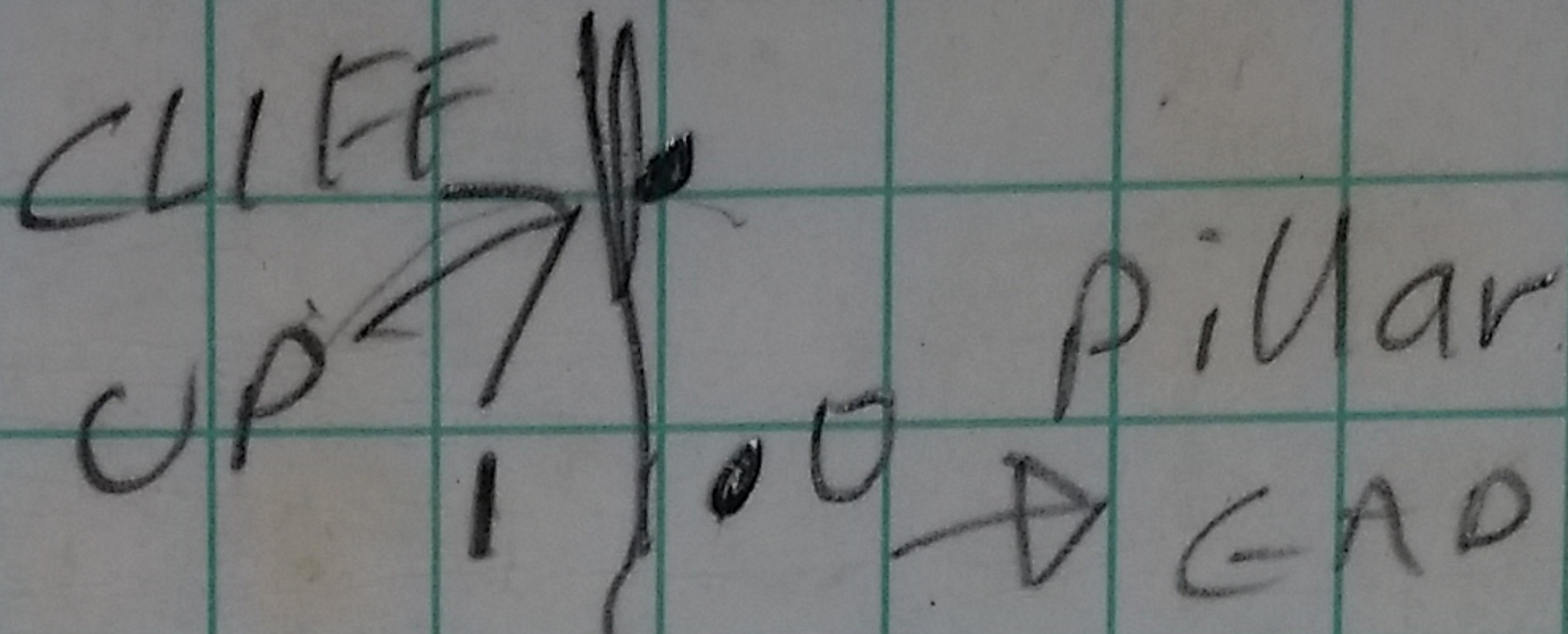

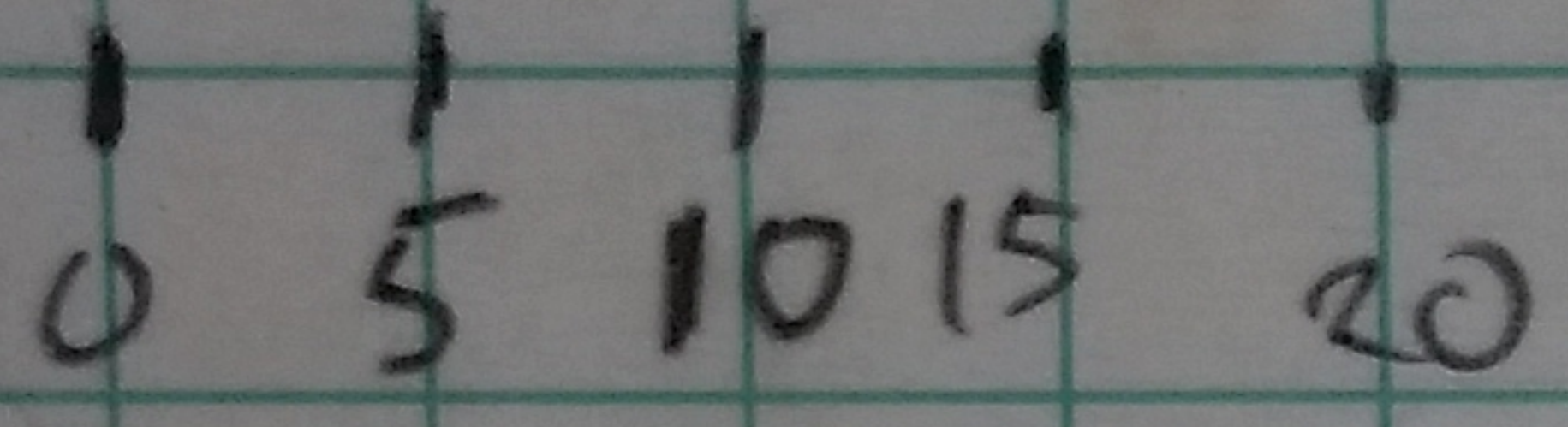
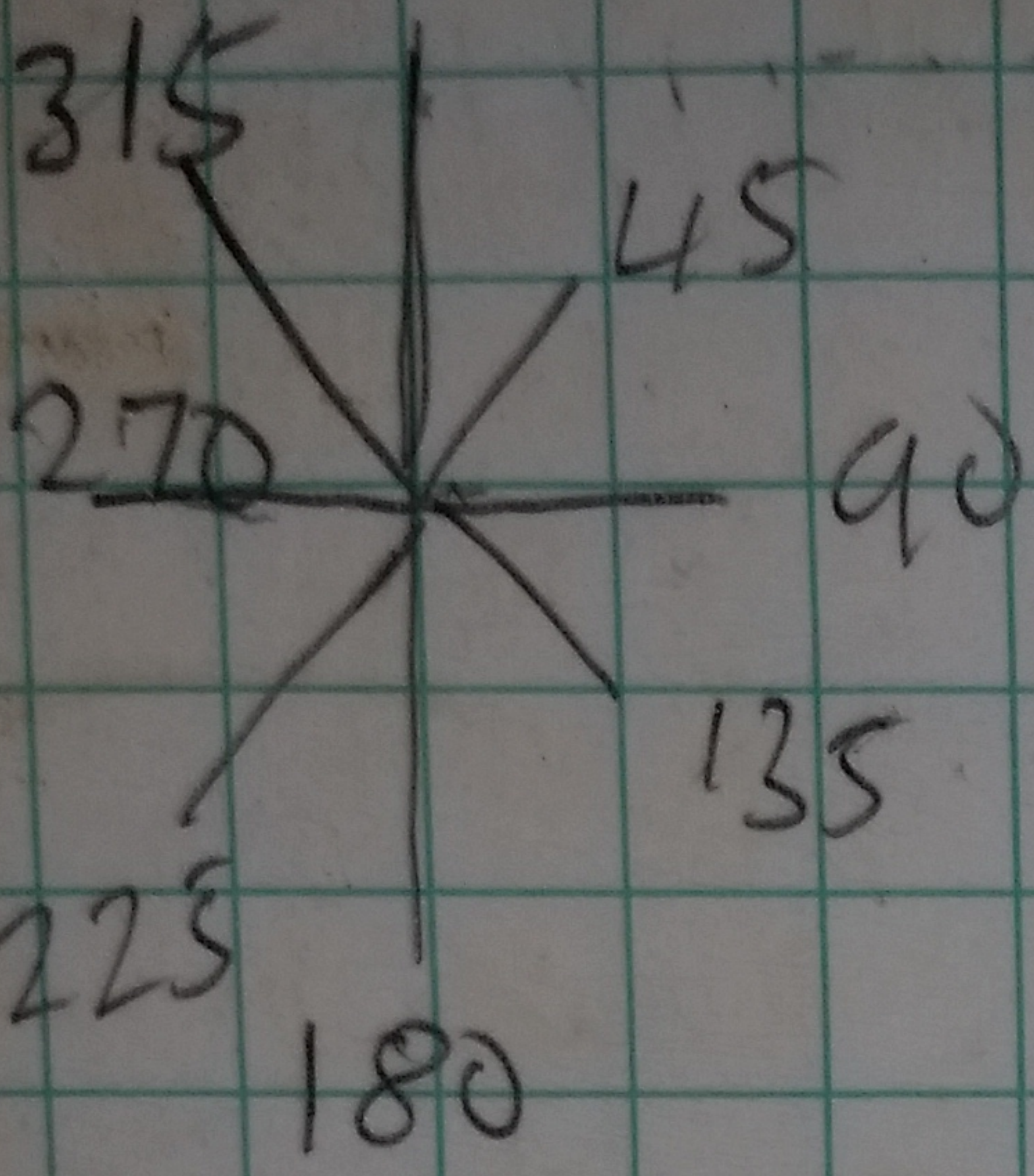


14-15 A

KA 0117

10/7/2017

①



Ⓐ 2m wide entrance
2 monks went out
came back 1/2 hour later

AT 10
2m wide
4m hole
to lower
passage

Buddha
stal rest
passage

DUSTY FLOOR
PHREATIC ROOF

5 to 6
High entrance
in cliff.
1.5m wide
entrance next
to 4

STAL TO ROOF

see page ④

AT 15 ENTRANCE
HIGH IN CLIFF
WITH PLANK
BRIDGE

Rock

KA 0117

10/7/2017 ②

MONKS
ALCOVE

			L	R	u	D	
12-16	9.47	133.8	+07.6	(16) 0	0.71	1.1	1.3
16-17	12.4	0-1.0		(17) 0	3	1.5	1.5
	12m						
17-18	9.0m	152.6	+06.8	(18) 0	4	0.5	2
18-15	2.5m	223.0	-07.8				

16 ON - SEMI DEAD DISTO

NO DISTANCE - SV

COD BAMBOO POLE METHOD
USED

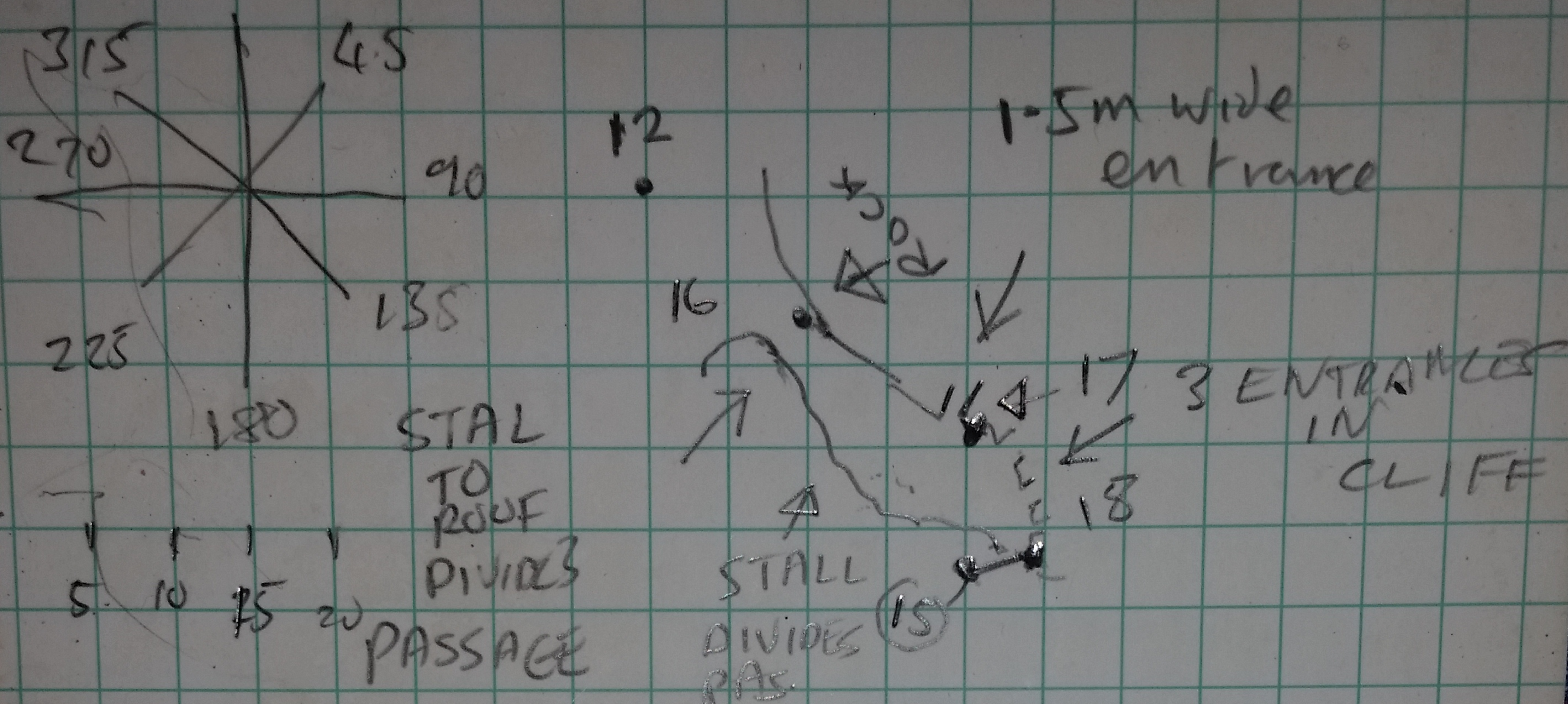
3 EVENLY SPACED ENTRANCES
BETWEEN 17 and 18

18-15 PLANK BRIDGE BETWEEN
ENTRANCES

AT (A) - PAGE 2 - 2 MONKS
WERE SEEN ENTERING THE
CAVE. OUTSIDE THE ENTRANCE
THERE ARE NO PATHS, WHERE
DID THEY GO? CAVE?

10/7/2017 (3) KAO117

10/7/2017 (3) KAO117



18-15 B Plank Bridge to get between 2 entrances

GPS point reached following steps from the WAT to the far point. Passing 2 other entrances

A little before the steps reach the entrance a cord goes up a steep slope. If you slipped you would fall off the cliff at the bottom of the slope.

Alt 47P 437262 1692081 367m

There is a Buddha at the South end of a 60m wide entrance with very steep drops into the large cave. Possible path

10/7/2017 (4) KAO117