

2 October 2016

THAM LUANG PHA WIANG
Ban Hong, Lamphun

LP0001

WPT 214

485155 2014681 430m

BOOK MARTIN ELLIS
INST PHIL COLLETT ELLIS. DISTO X2

GRADE VIS 2 6-3-EF

WALLS LP0001

510

Length: ~~466m~~ VR 17m

out @ 14:20

T/V 1 1/2 hrs

①

Chartwell

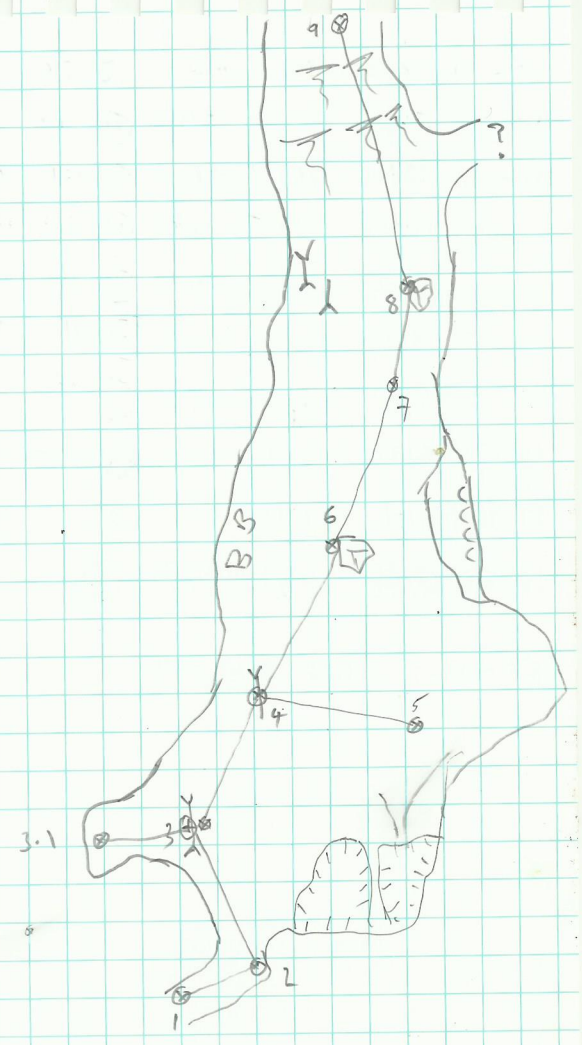
	L	λ	ν	D
1-2	10/30	068/8	-04/9	① 5/9 0 4 1/5
2-3	18/54	338/3	-09/6	③ 1/9 23/1 8/3 1/4
3-4	15/48	026/8	-10/7	④ 5/1 31/7 9/1 1/5
4-5	22/46	101/0	-01/6	⑤ 24/4 30/4 12/7 1/2
4-6	20/69	025/6 035/6	-09/4	⑥ 17/0 16/9 20/4 1/6
6-7	20/34	022/0	+01/8	⑦ 14/2 4/7 17/1 1/4
7-8	14/03	010/5	-07/0	⑧ 14/8 12/8 31/9 1/2
8-9	28/98	340/8	+11/2	⑨ 7/9 15/0 42/1 1/2
9-10				⑩

3-3.1 17/34 262/5 -06/9

② THAM LUANG PHA WIANE 2/10/2016

2/10/2016

③ THAM LUANG PHA WIANE



Chartwell®

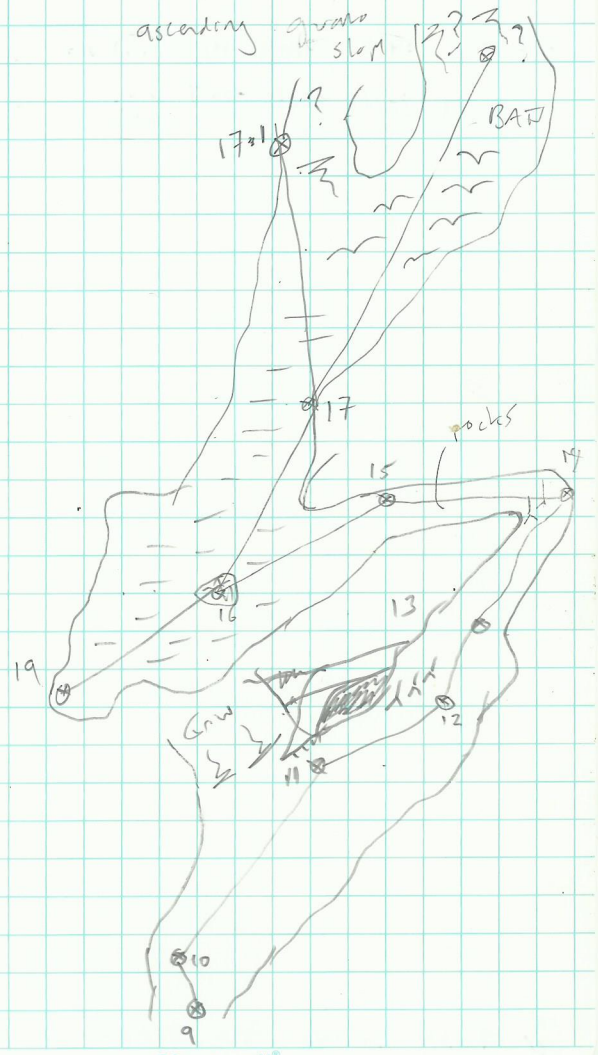
9-10	6/58	350/1	-22/1	⑩	3/6	18/6	10/4	0/8
10-11	29/18	052/0	-07/7	⑪	10/5	6/8	16/1	1/1
11-12	22/99	060/3	+21/2	⑫	7/5	6/1	2/5	1/2
12-13	10/87	024/5	+07/8	⑬	3/2	1/5	0	1/5
13-14	22/04	041/3	-00/6	⑭	7/87	0	2	1/4
14-15	25/49	269/6	+00/8	⑮	7/2	0	3/5	1/3
15-16	25/30	232/1	+01/4	⑯	3/3	15/2	8/7	0/9
16-17	26/08	035/1	-02/3	⑰	28/5	0	10/9	1/8
17-18	49/01	047/5	02/3	⑱	10	10	10	0
16-19	25/31	243/1	04/7	⑲	2	2	1	2

17-17.1 43.26 351.1 +04/5

④ THAM LUANG PHA WIANG

2/10/2016

ascending ^{average} slope

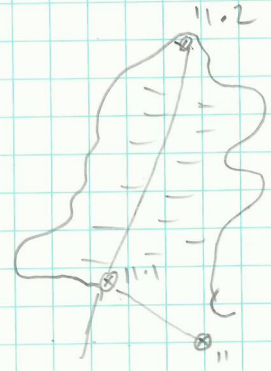


⑤ THAM LUANG PHA WIANG

2/10/2016

Chartwell®

					L	R	U	D
11-11.1	14/88	300/8	-16/2	(11.1)	8/7	18/1	2	1
11.1-11.2	30/51	020/3	+00/7	(11.2)	2	2	2	2



⑥ THAM LUANG PHA WIANG 2/10/2016

⑦ THAM LUANG PHA WIANG 2/10/2016
Chartwell®