

2 March 2014

THAM PHA DAM
Loe1

Book: MARTIN ELLIS

WIT: ROB HARRON

ELLIS DOTOX

Sta 1 on top of steel to right of concrete
steps at main entrance

GPS within 15m of existing waypoint

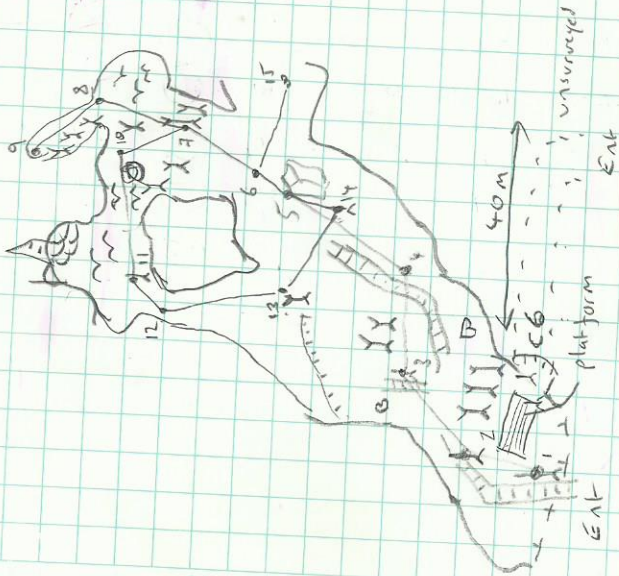
WALLS L00078

①

Chartwell®

③ THAM PHA DAM

2/3/2014



Chartwell®


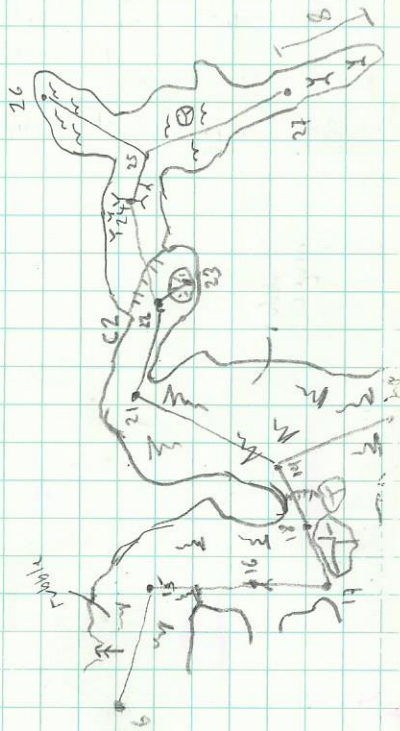
				L	R	U	D
1-2	9/15	009/8	+31/5	① 12/4	9/4	11	2
2-3	12/34	048/5	+19/4	② 5	14	13	2/5
3-4	14/80	090/9	+20/5	③ 4	15	9	8
4-5	15/28	031/2	+37/5	④ 22	7	8/4	0/8
5-6	4/26	027/7	+10/6	⑤ 9	5	9/5	0/9
6-7	9/47	024/6	+07/4	⑥ 5/5	11	8	1/0
7-8	14/40	011/8	-07/0	⑦ 8	5	16	1/2
8-9	9/00	310/5	-02/8	⑧ 19	0	5	1/2
7-10	8/53	346/0	-20/7	⑨ 0/7	0/5	0/5	0/5
10-11	17/41	250/8	-05/8	⑩ 12	3/2	22	1/0
11-12	5/14	242/7	+00/4	⑪ 2	6	3/5	1/0
12-13	16/87	154/6	-02/5	⑫ 2/5	0	1	1/5
13-14	7/83	102/8	+14/5	⑬			
14-5	6/16	023/8	+19/8	⑭			

② THAM PHA DAM

2/3/2014

⑤ THAM PHA DAM

2/3/2014



Chartwell

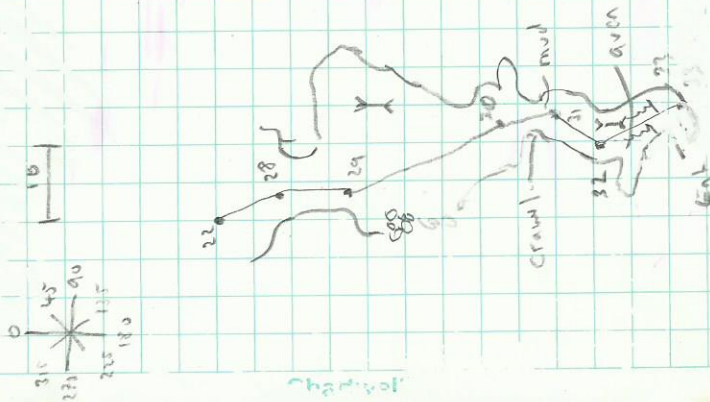
6-15	16/07	118/3	+24/1	⑮	9	6/4	10/4	0
15-16	13/01	176/9	+36/7	⑯	7	8	5	1/7
16-17	9/27	182/8	+24/2	⑰	8/5	2	3/4	1/5
17-18	8/17	072/7	+13/5	⑱	4/5	15	3/2	1/0
18-19	8/29	046/1	+33/2	⑲	3/7	13	6/2	3/5
19-20	28/02	135/0	+39/6	⑳	7	7	0	5
					20 = Entrance			
19-21	19/38	032/0	+01/7	㉑	4	5	13	0
21-22	13/58	102/0	+15/5	㉒	12	6	29	0/5
22-23	36/10	205/6	+79/3	㉓	4	4	3	-
22-24	16/76	077/8	+36/8	㉔	8	5	1/5	2
24-25	7/51	100/6	+20/2	㉕	2/5	7	3	0/9
25-26	16/58	033/1	+03/2	㉖	2	2	0	1
25-27	19/67	154/3	+31/0	㉗	2/5	2/5	0	2

④ THAM PHA DAM

2/3/2014

⑦ THAM PHA DAM 2/3/2014

22-28	8/53	158/7	+02/5	②8	1/4	3	28	0/5
28-29	8/44	176/6	-21/7	②9	20	2	7	0
29-30	25/45	136/6	-03/0	③0	8	5	1/1	0/5
30-31	6/04	174/7	-06/4	③1	2	2/5	2/4	0
31-32	6/92	213/0	+15/2	③2	4	1/5	8/5	0
32-33	12/48	148/8	+29/9	③3	2/5	2/5	2	0



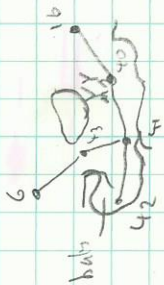
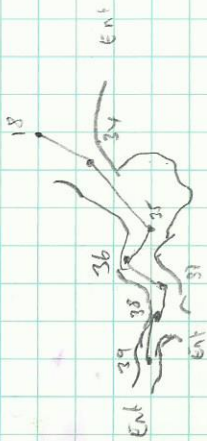
⑥ THAM PHA DAM

2/3/2014

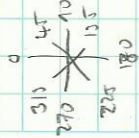
LOWLANDS

⑨ THAM PHA DAM

2/3/2014



10



Chartwell®

18-34	7/47	202/1	+04/0	③4	8/5	6/6	5	0/5
34-35	12/89	235/3	-05/3	③5	1/2	3	2	1/6
35-36	4/79	329/0	+12/0	③6	3	0	2	1/2
36-37	5/81	220/4	+27/4	③7	2/2	2/0	2/1	0
37-38	3/47	339/4	+35/6	③8	1	0	0/5	1
38-39	4/00	272/3	+19/0	③9	2	0	0/5	0/5

16-40	8/03	242/2	+05/1	④0	2/3	3	2/5	1/4
40-41	8/78	274/2	-05/2	④1	2	6	0/7	1/5
41-42	9/81	285/9	+25/4	④2	2	3	0	3
41-43	9/75	027/3	-11/6	④3	2/5	1/5	5	0
43-6	16/84	348/9	-45/5					

⑩ THAM PHA DAM

2/3/2014