

KA Noplitam

(1)

9/3/2002

Tham Hong, N. Si Thammarat
GPS (453) 47A 0570275
0965136

Active stream cave at ranger station for
Kao I Dang NP, at end of road passing
through Ban Phi Tam. Varied + pretty,
promoted for adventure tourism.

Resurgence cannot be entered. Entrance is
small hole above with a 2m climb down
boulders into small chamber with stream
entering on far side. Upstream can be followed
for nearly 300m climbing up short waterfalls
through crabs + easy walking to a 5m
water fall that wasn't climbed. The water
is said to pour out of a small hole at the
top. Downstream from entrance descends
ramp into low canal to reduced air space
near resurgence.

Around 50 tourists per week.

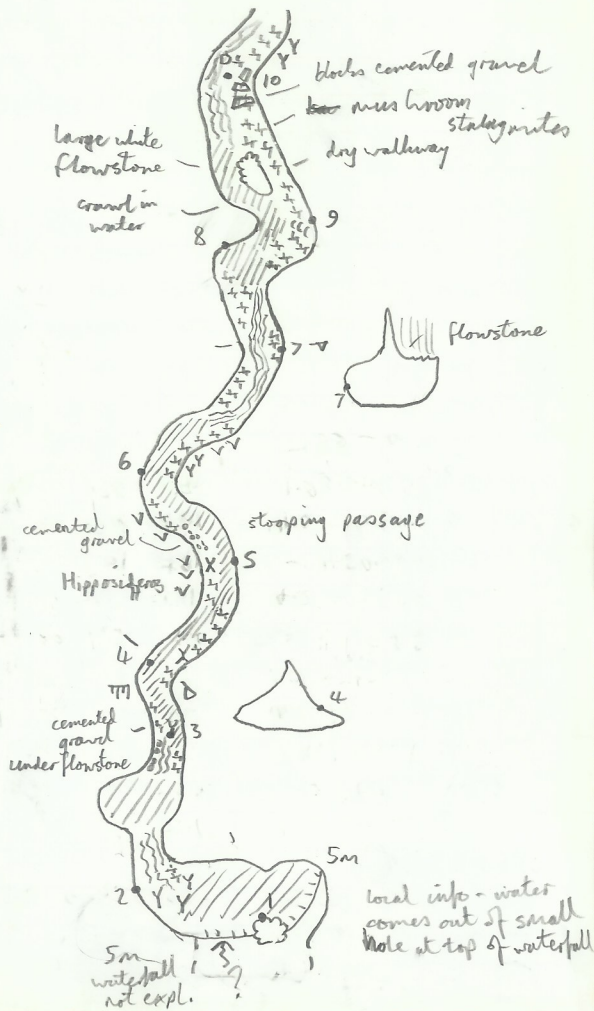
fauna - bats 2sp, Hipposideros small +
Rhynchophilus large (1 animal). fish 2 sp.
striped large headed + carp type, orb spinning
spider, many shrimp, glyptothorax,
cricket

survey Dean, Pat + Robert Suunto compass/clin
30m fibron tape, grade 30

Caving Supplies Ltd., Buxton, England.

Tham Hong

(2)



Tham Hong, Nakhon Sri Thammarat

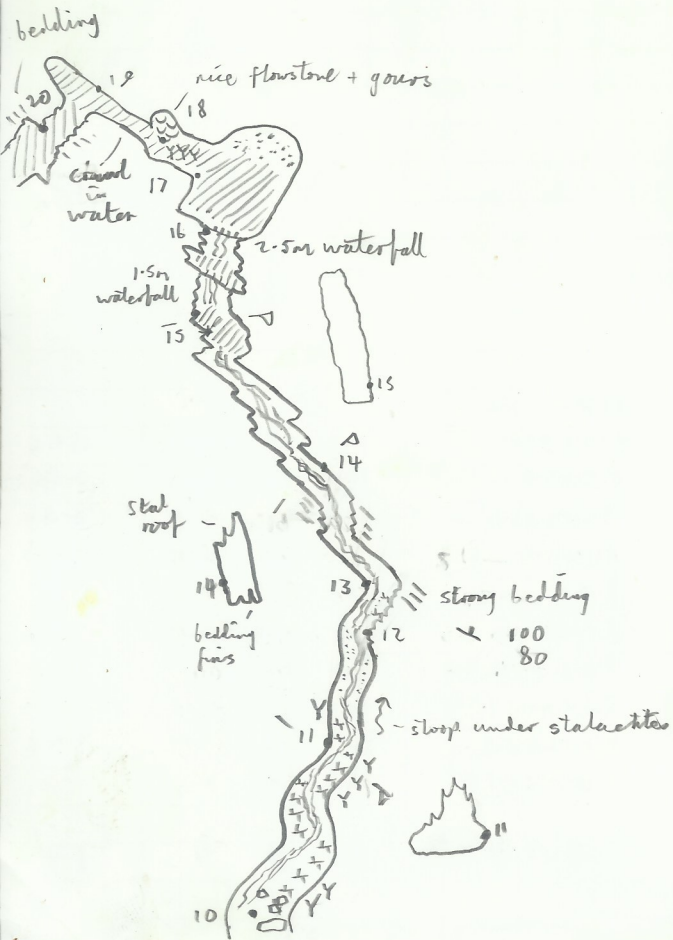
(3)

stat	D	B	A	L	R	U	D
1→2	7.16	345	-06	2.02	0.70	1.8	1
2→3	16.60	092	-02	-3.9	0.9	1.0	2
3→4	9.64	066	-02	1.8	2.5	0.4	3
4→5	16.93	132	00	0.9	3.4	-1.0	4
5→6	16.94	058	00	3.8	-0.8	0.2	5
6→7	30.50	155	-02	-4.1	-0.9	0.6	6
7→8	16.05	109	+01	4.2	-0.7	0.5	7
8→9	9.20	201	+01	-4.5	0.4	0.7	8
9→10	19.40	096	+01	4.0	-0.5	0.5	9
10→11	30.50	136	00	1.9	3.0	1.1	10
				-2.9	-0.8	1.1	11

173
88
32
293

Tham Hong

(4)



(5)

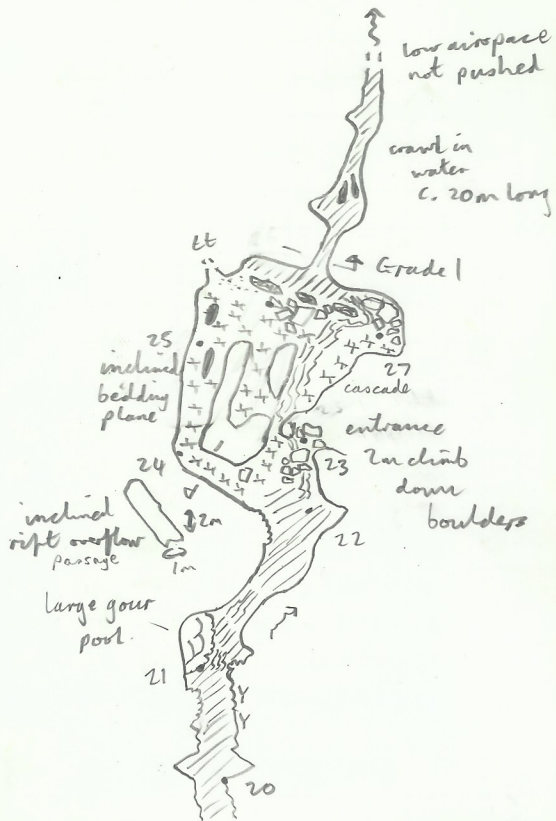
Tham Hong

stat	D	B	A	L	R	U	D
11→12	11.44	165	00	2.5	-2.5	0.5	12
12→13	7.55	148	+02	-	1.9	0.5	0.7 13
13→14	17.30	134	00	2.4	-	2.0	1.1 14
14→15	13.55	112	00	-	3.4	1.5	1.0 15
15→16	7.40	166	-10	-	2.8	2.0	1.2 16
16→17	5.90	134	-24	0.7	4.0	1.2	1.2 17
17→18	7.80	093	-05	1.8	2.5	1.8	0.1 18
18→19	9.30	107	+01	2.1	-	0.4	0.7 19
19→20	7.85	079	00				20
20→21							21

88

Tham Hong

(6)



Tham Hong

(7)

stat	D	B	A	L	R	U	D
20 → 21	9.54	027	+13	2.3	0.4	2.2	0.3 20
21 → 22	17.44	088	-02	-	2.1	1.5	1.1 21
22 → 23	4.80	061	+03	3.2	0.8	1.5	0.9 22
23 → 24	8.34	332	-04	0.9	1.5	1.6	- 23 Ent.
24 → 25	9.70	040	-25	0.3	1.2	0.5	0.5 24
25 → 26	7.38	116	-15	0.5	2.0	0.9	0.3 25
26 → 27	8.90	149	+09	0.6	2.9	0.4	0.4 26
				1.9	-	0.6	1.0 27

52