

23/2/2014

THAM PHA PHUENG

WATERFALL INLET SERIES

Book: Keith Batten

Inst: James Begley

Batten DistOX

Stal on boulder = NA00438:47  
(below p7)

WALLS NA00435

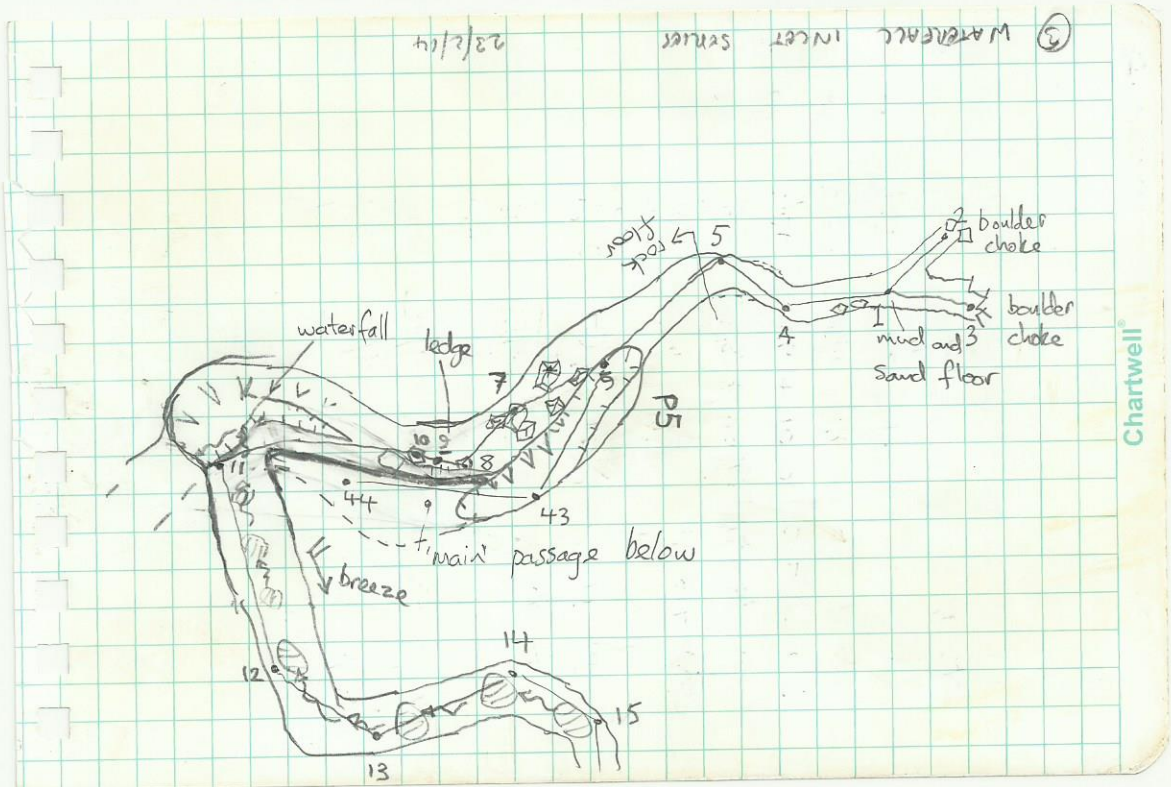
①

Chartwell®

1	2	4/20	334/7	+3/2	1/5	1/3	0/8	0/2
1	3	5/45	024/9	+8/7				↖@1
1	4	8/14	204/7	-2/4	0/0	1/1	0/9	0/9
4	5	4/27	271/0	-6/8	1/3	0/0	1/1	0/5
5	6	7/33	175/0	+0/9	1/2	1/1	0/9	0/4
6	7	5/36	<del>180/4</del> 184/0	-1/8	1/4	0/6	0/4	0/3
7	8	3/71	171/4	-6/1	0/2	1/1	0/2	0/4
8	9	4/56	201/0	-5/8	1/9	0/4	0/6	0/0
9	10	2/28	217/0	+26/1	0/5	0/7	0/9	0/7
10	11	10/36	221/7	-0/6	1/6	0/2	0/3	7/4
11	12	7/57	140/2	+10/3	1/4	0/0	0/7	1/0
12	13	4/12	081/2	+4/2	1/3	0/0	1/7	0/7
13	14	4/67	038/6	-2/5	0/6	0/7	1/7	0/3
14	15	5/51	079/9	+7/5	0/5	1/7	1/5	0/6
								↖@15
43	6	9/27	302/6	+39/5	0/0	1/13	4/3	1/6
								↖@43
43	44	11/02	198/5	-6/1				

② WATERFALL INLET SERIES

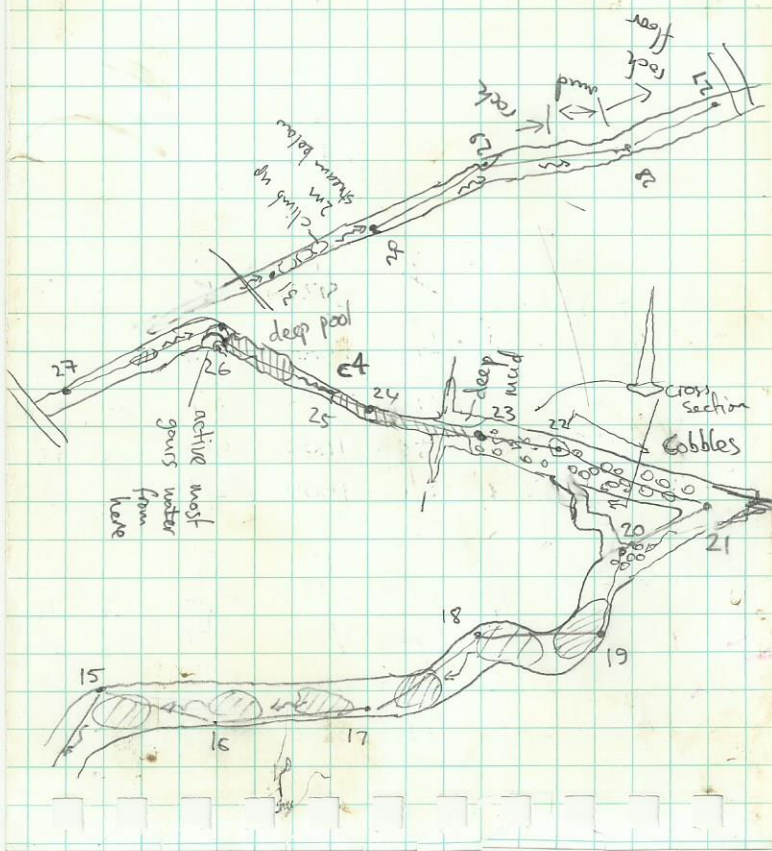
23/2/14



23/2/14

Chartwell

⑤ WATERFALL INLET SERIES



15	16	8/14	167/3	+3/6	1/0	0/3	0/9	0/6
16	17	9/74	170/0	+2/0	1/3	0/2	0/9	0/5
17	18	8/49	153/6	+3/1	0/0	1/5	0/9	0/5
18	19	2/91	225/9	+3/2	0/9	0/3	0/9	0/7
19	20	3/03	139/7	+0/8	0/0	2/0	1/0	0/5
20	21	2/80	220/6	-9/3	1/2	2/2	1/6	0/2
21	22	6/44	079/1	+3/5	1/2	0/4	2/6	0/2
22	23	4/46	064/2	+1/2	<del>1/0</del> 1/0	1/0	1/7	0/1
23	24	7/74	088/6	+7/5	0/5	0/0	1/0	1/3
24	25	4/09	078/5	+4/2	0/3	0/5	1/5	4/5
25	26	7/55	080/4	+16/4	0/6	0/2	0/7	1/0
26	27	16/89	040/7	+7/2	0/8	0/0	1/0	1/1
27	28	8/05	029/9	+0/9	0/0	1/0	0/7	1/0
28	29	15/06	052/6	+1/0	0/7	0/4	1/7	0/7
29	30	18/59	048/0	+4/6	0/2	0/4	1/5	1/3
30	31	9/27	044/6	+6/7	0/2	0/6	3/9	1/9
31	32	12/67	049/9	+10/7	0/4	0/6	3/6	2/0
32	33	8/18	045/2	+7/1	0/6	1/2	2/1	1/3

@31

@33

④ WATERFALL INLET SERIES

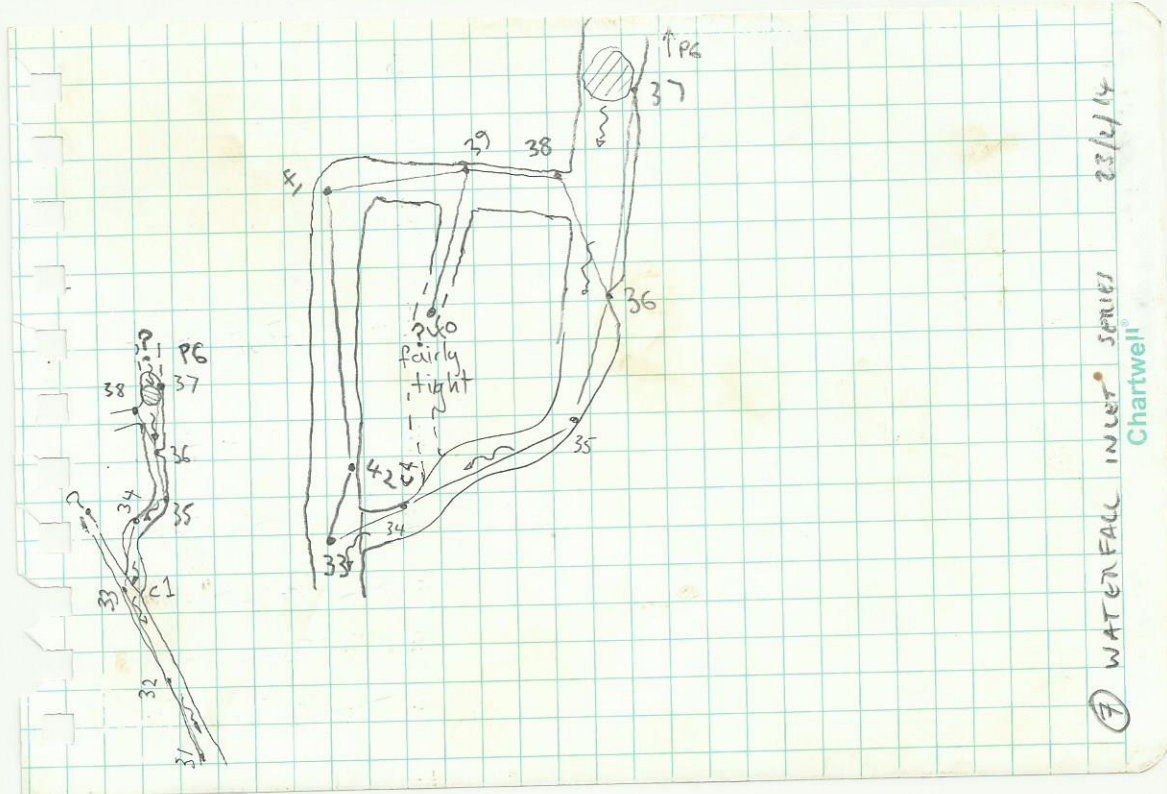
23/2/14

33	34	5/41	100/9	+18/9	0/0	0/5	2/2	1/0
34	35	4/76	133/5	+16/4	0/8	0/0	3/9	1/4
35	36	4/35	043/6	+09/7	1/2	0/0	4/91	1/3
36	37	5/59	061/3	+07/5	2/4	0/0	<del>3/7</del>	1/7
							8/2	
36	38	2/78	004/3	-1/0	1/2	0/0	1/6	1/1
38	39	2/93	309/9	-28/4	0/7	0/0	2/3	0/5
39	40	9/32	239/3	+10/2				
39	41	4/53	303/6	-10/2	0/82	0/0	2/0	1/0
41	42	6/61	<del>022/4</del>	-6/7	0/0	0/5	2/7	1/4
42	33	1/96	220/4					
			247/7	-24/4				

↑ @ 37 @ 38

⑥ WATERFALL INLET SERIES

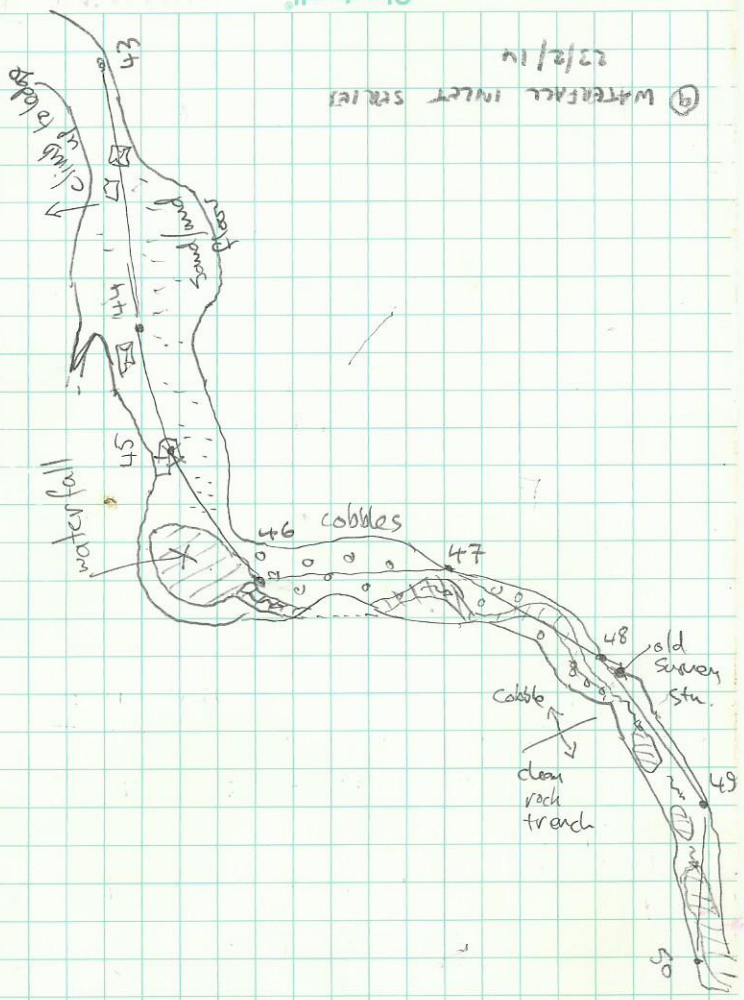
23/2/14



⑦ WATERFALL INLET SERIES 23/2/14 Chartwell

23/2/14

② WATERFALL INLET SERIES



44	45	6/34	207/8	-6/8	2/0	1/9	0/8	1/0
45	46	9/05	256/4	+3/0	<del>2/0</del>	1/7	1/0	0/7
46	47	12/64	215/8	-6/2	1/0	1/5	0/0	1/7
47	48	6/32	262/1	+3/2	0/0	1/9	1/9	0/6
48	49	7/88	357/0	-1/4	0/2	1/2	1/9	1/3
49	50	10/58	042/9	-4/0	0/6	1/5	0/8	1/3

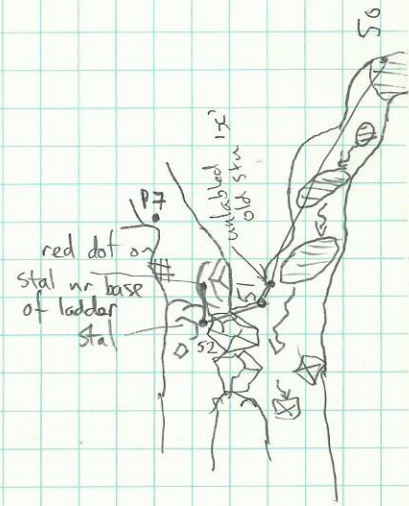
↙ @ 44

③ WATERFALL INLET SERIES

23/2/14

23/2/14

⑪ WATERFALL INLET SERIES



50	51	13/04	325/7	-4/6	2/6	0/0	1/5	1/5	@50
51	old stn "2"	1/07	110/6	+8/7					
51	52	5/42	297/0	+37/2	3/6	0/0	1/5	1/4	@51
stal nr bidder	52	2/63	239/6	+17/6					

NA0042B:47

⑩ WATERFALL INLET SERIES 23/2/14