

Tham Phra Wang Daeng

26/04/97

Tape: Napparat Naksathit

Instruments: Don Glasco

Sketch: Terry Balger

PS0028D

(1)

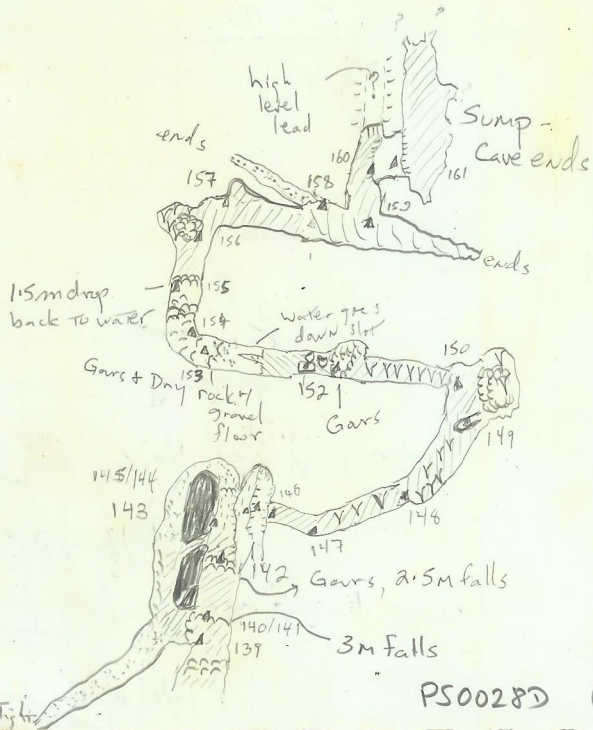
# Tham Phra Wang Daeng

26 April 1996

Tape: Nopparat Naksathot

Instruments: Don Glasco

Book & sketch: Terry Bolger



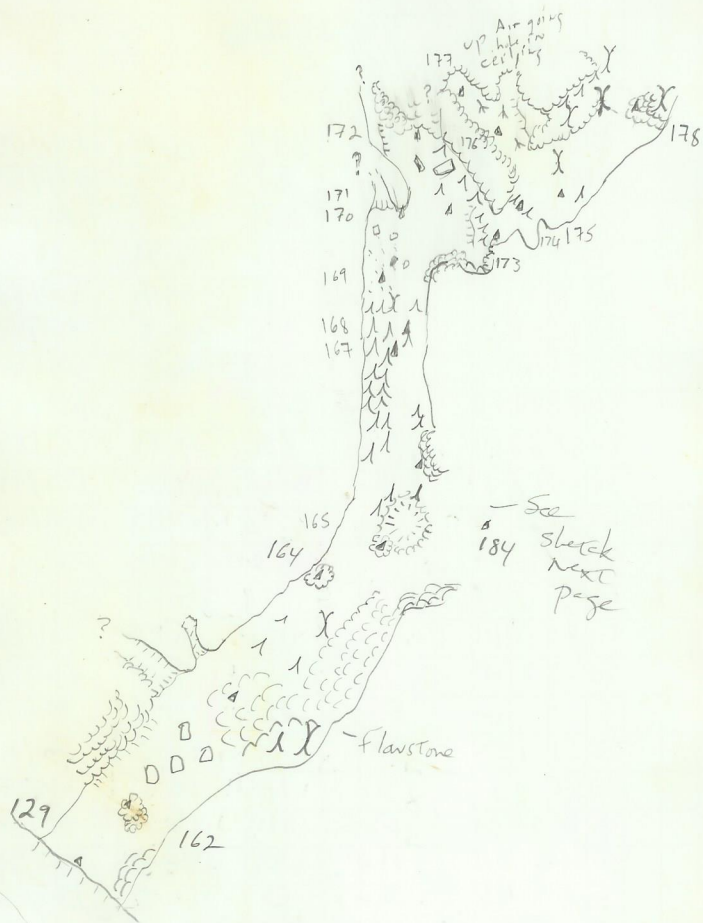
Skipped 139

Stn	Dist	Bear	Ang	L	R	C	F
138/140	2.82	347	-8	∞	1.0	1.5	0.8
140/141	2.85	0	-90	1	0.6	2	4
141/142	6.32	329	+15	1.4	1.2	4.8	1.2
142/143	4.98	318	-17	1.5	0.5	3.5	0.7
143/144	3.25	41	-4	∞	∞	2.5	1.5
144/145	2.32	333	-85	3.3	1	1.2	2.3
145/146	2.10	78	-55	∞	∞	3.5	0
146/147	6.90	150	-4	1.5	2	0.6	1.3
147/148	22.49	129	-1	1.1	0	2.5	1.2 147
148/149	18.52	110	0	1.2	0	2	1.2 148
149/150	4.13	72	0	1.1	7	2.5	0.5
150/151	23.04	333.5	+1.5	6	0	1.5	1.5 150
151/152	4.29	341.5	-17	1	3.5	0.5	1.5
152/153	12.20	324	+4	1.3	0.5	2.2	1.2
153/154	4.71	352.5	-1.5	0.2	1.3	2.2	0.5
154/155	3.46	292	0	1.2	0.3	1.2	0
155/156	5.05	328	-17	0	2.8	0.6	0.7
156/157	4.35	11	-1.5	0	8	2	1.4
157/158	18.90	112	-1	3	∞	2.5	2 157
158/159	3.50	148	+1.5	0	1.2	1.2	1.5
159/160	5.90	19	-3	∞	2	2.3	1.3
160/161	2.50	61.5	-4	3.5	1.3	2.5	0

PS0028D

(3)





PS0028 D

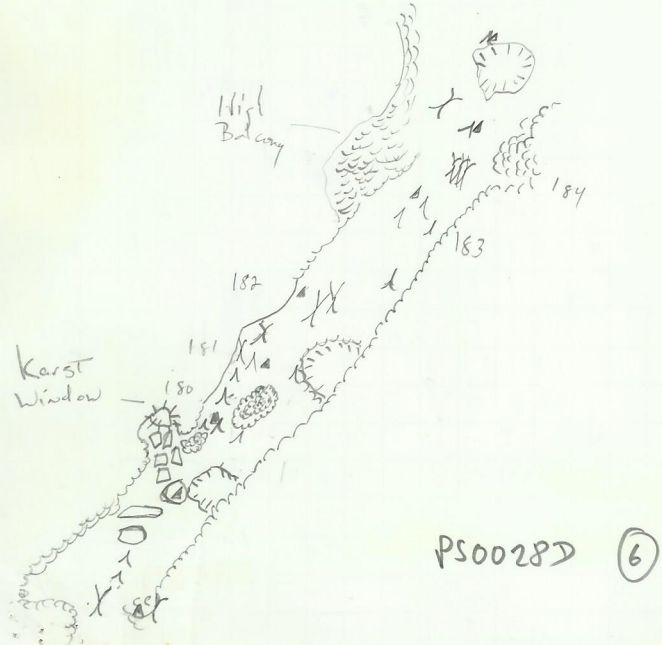
4

STA	DIST	Bear	ANG	L	R	C	F
129/162	11.50	77	+7	4	3	6	0
162/163	25.94	77	-2.5	4	3	12	2
163/164	29.34	120	+1.5	4	5	28	0.5
164/165	8.25	197	+2	2	16	1.3	1 164
165/166	10.30	186	+1	5	∞	2.5	1 165
166/167	23.10	118.5	+2	8	0	1	1.3
167/168	3.19	167	-2	4	2.5	1	1.3
168/169	7.80	97	-4	5	2	1	1.2
169/170	11.96	177	+2	1.5	3	1	1
170/171	5.92	222.5	+3	0.5	3.5	1	0.5 170
171/172	9.52	138	+5	∞	4	2.5	0.5
171/173	5.62	292.5	+20	5	∞	2.5	0.5
173/174	4.90	268	0	2	0	1	1.5 173
174/175	5.93	286	0	8	6	1.7	1.2
175/176	11.43	175	+22	∞	∞	1.3	1.4
176/177	13.59	145	+12	16	8	7	1.6
175/178	22.05	257	-1.5	∞	6	1.3	1.4

PS0028 D

5

STN.	D	B	A	L	R	C	F
178/179	24.43	244	-2	10	1.6	1.8	1
179/180	12.85	263	0	8	2.2	1.0	1.1
180/181	13.03	241	0	3	∞	3.5	1.2
181/182	14.40	355	-15	2.7	8	2	0.4
182/183	30.00	39	-1.5	0	10	2	1.2
183/184	15.64	65	-8	0	2.1	0.5	1.5
184/165	13.33	65	-12	11	4.5	8	1.5



PS0028D

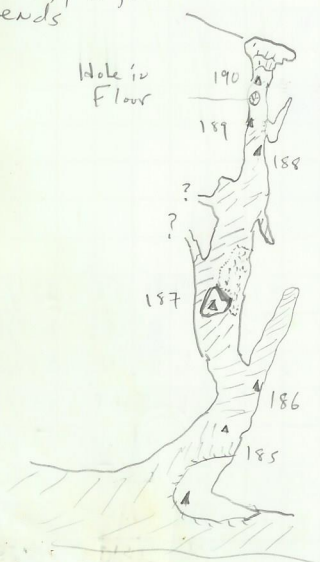
(7)



PS0028 D (8)

Sta.	Dist	Bear	Angle	L	R	C	F
122/185	13.73	108	+1	∞	2	8	0.3
185/186	7.50	158	-1	0	2.5	2	1.1
186/187	9.10	106	+4	3.5	0	1.6	1.6
187/188	17.0	164	-2	1	1.5	4	1.5
188/189	5.28	131.5	0	1.5	0	4	1.2
189/190	7.60	133	-1	0	2.5	1.5	1
190/191	6.53	161	-15	0	1.1	1.2	1

overflow  
drain, passage  
ends



PS0028 D (9)