

①

Thung Salaeng Luang  
Wang Daeng Karst ✓ 27/10 → 9/11  
2002.

28/10/2002

Wat Ban Mung

PS 0032

surveyors

Dean Smart

Simon Brooks

Katrin Ziffel

Wanasat Senatham.

Several caves in temple area

Tham Phu Pha Sawan (๑7๘๖7๒๒5๕๖)

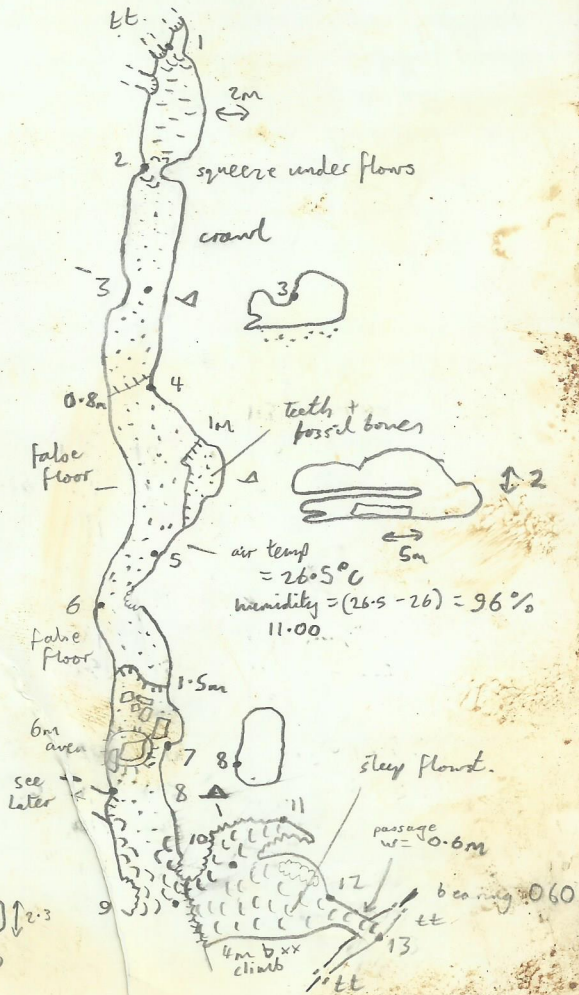
47P 0681050 01831900 alt 85m

cave located at foot of cliff, at end of  
ridge of lot c. 100m N of temple  
low entrance leads through mud to  
steps up into room with Buddhas, etc.

Many small passages head off in all directions.  
Cave is heavily impacted by graffiti, painted  
walls, concrete, litter, v. dangerous lighting  
system + artificially enlarged passages.

cont. on last page →

Tham Phu Pha Sarwan 28/10/02 (2).  
 wat Bam Mung (1 on map).



Tham Phu Pha Sarwan 28/10/02 (3).

stat	D	B	A	L	R	U	D
2 → 1	4.2 <sub>m</sub>	0.22	+0.3	0.4	0	0.35	0.2 1
3 → 2	3.75	0.17	-0.2	0.4	0	0.2	0.2 2
3 → 4	3.90	1.99	+1.9	0.5	0.5	0.3	0.3 3
4 → 5	6.50	1.70	+0.3	0	1.3	0.3	0.5 4
5 → 6	2.90	2.16	+0.5	0.6	2.0	0	0.3 5
6 → 7	7.50	1.46	-0.3	1.1	0	0	0.4 6
7 → 8	5.00	2.16	-0.3	0.9	3.0	0.4	1.2 7
8 → 9	6.70	1.48.5	+0.9	2.6	0	2.5	1.5 8
9 → 10	5.00	0.53	+4.4	1.8	1.8	1.2	1.7 9
10 → 11	3.40	0.41	+3.6	2.2	2	1.2	1.1 10
10 → 12	8.10	1.11	-2.9	0	0.8	1.0	1.0 11
12 → 13	4.40	1.26	+0.3	0	1.1	0	0.7 12
				1.3	2.0	0.4	0.9 13

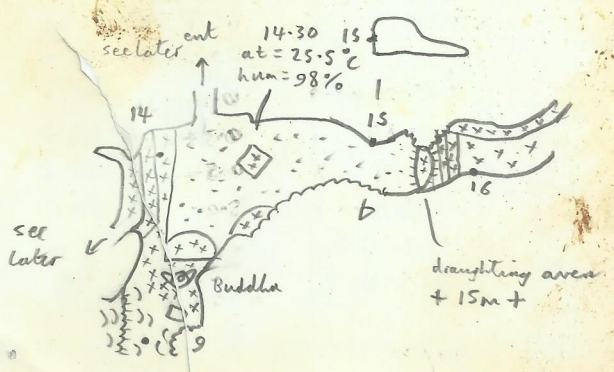
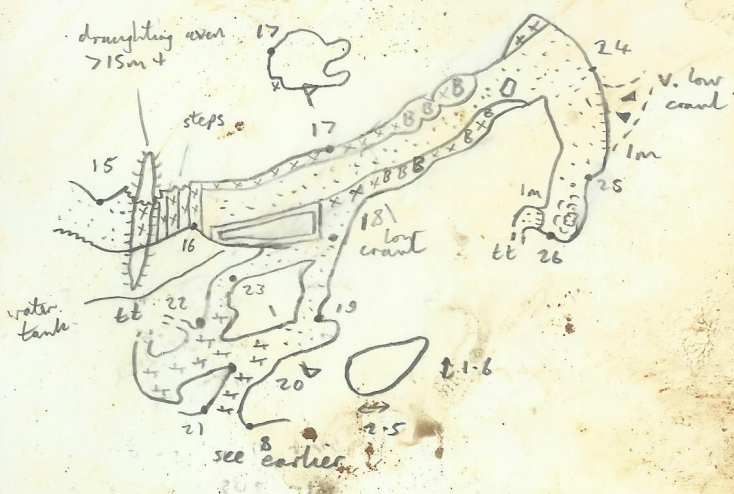
on cutting fin between tubes  
 L+R is X passage ends

61



Tham Phu Pha Saenan 28/10/02

(4)



Tham Phu Pha Saenan 28/10/02

(5)

stat	D	B	A	LRUD
9→14	8.30	110	-0.5	2.1 1.4 1.7 14
14→15	9.70	301	-5.0	0 2.6 0.6 0.8 15
15→16	6.00	332	+5.0	3.1 0 0.6 1.6 16
16→17	7.30	299	-3.0	0.5 3.3 0.5 1.6 17
17→18	3.70	067	-12	0.5 1.0 0 0.6 18
18→19	5.90	065	+4.0	1.8 1.9 1.0 0.5 19
19→20	4.60	151	+7.0	1.0 1.6 0.7 0.1 20
20→21	2.80	113	-1.0	1.1 0 0.8 1.1 21
21→8	1.60	359	-2.5	
20→22	2.40	230	-16	0 1.2 0.6 0.7 22
22→23	3.40	302	-10	1.3 0.7 0.3 0.5 23
23→18	3.45	294	+7.0	
17→24	17.10	330	-2.5	4.2 1.3 1.1 0.7 24
24→25	9.30	099	+0.8	0.6 3.4 0.9 0.6 25
25→26	4.60	162	+0.2	1.6 0.6 0.4 0.9 26

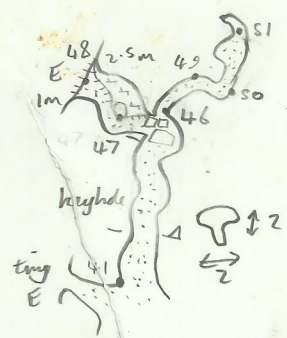
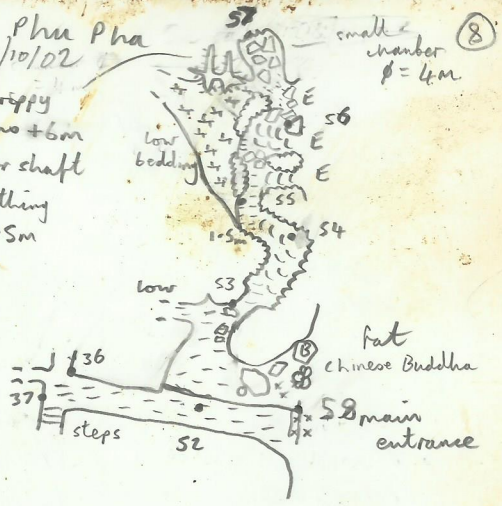
90





Tham Phu Pha  
Sawan 28/10/02

drippy  
arena +6m  
+ floor shaft  
to nothing  
- 2.5m



Tham Phu Pha Sawan 28/10/02 (9)

stat	D	B	A	L	R	U	D	
41 → 46	9.40	318	-07	0.40	3.08	2.4	46	
46 → 47	2.30	185	+20	0.60	0.42	4	47	
47 → 48	2.00	233	+10	1.01	6.0	1.6	48	
46 → 49	2.80	346	-31	0.06	0.91	0.4	49	
49 → 50	1.80	047	00	0.50	0.7	1.0	50	
50 → 51	1.90	320	-20	0.10	0.20	0.50	51 Ent	
37 → 52	6.40	159	00	0.40	2.00	0.9	52	
52 → 53	6.20	091	+05	0.20	1.2	1.2	0.8	53
53 → 54	4.70	152	+02	1.30	0.51	5.0	54	
54 → 55	3.60	053	00	0.10	0.20	1.3	55	
55 → 56	6.10	118	+11	1.70	0.22	0.6	56	
56 → 57	5.60	053	-02	0.13	0.40	0.5	57	
52 → 58	8.10	174	00	3.03	6.17	0	58	
	61							
	98							
	90							
	61							
	310							