

Wang Daeng 1-4/5/03

①

Ihan Nam Dan 2/5/03

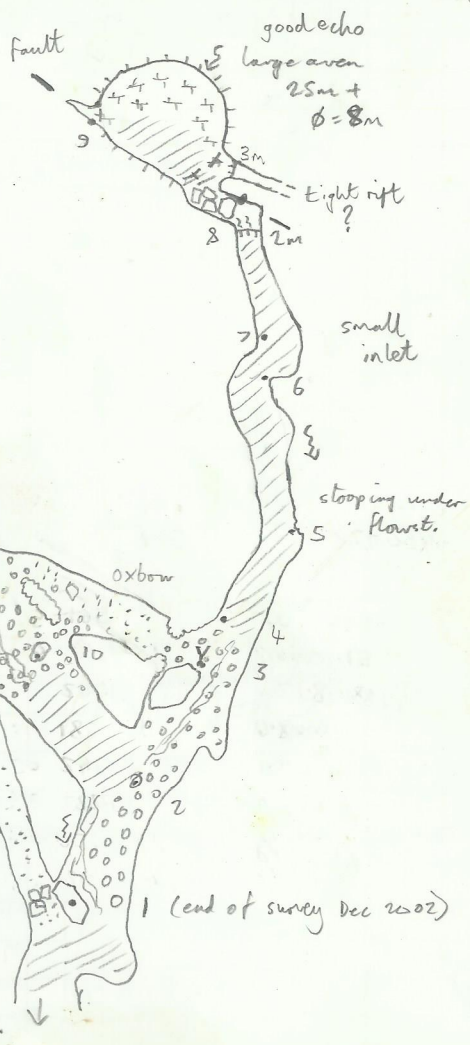
survey - Dean Smart, Terry Bolger  
Jarin Tulyatid,  
Tom ketkaco,

summit compass/clino, 30m tape  
BCRA Grade

"Further in"

PS0040 €

2



3

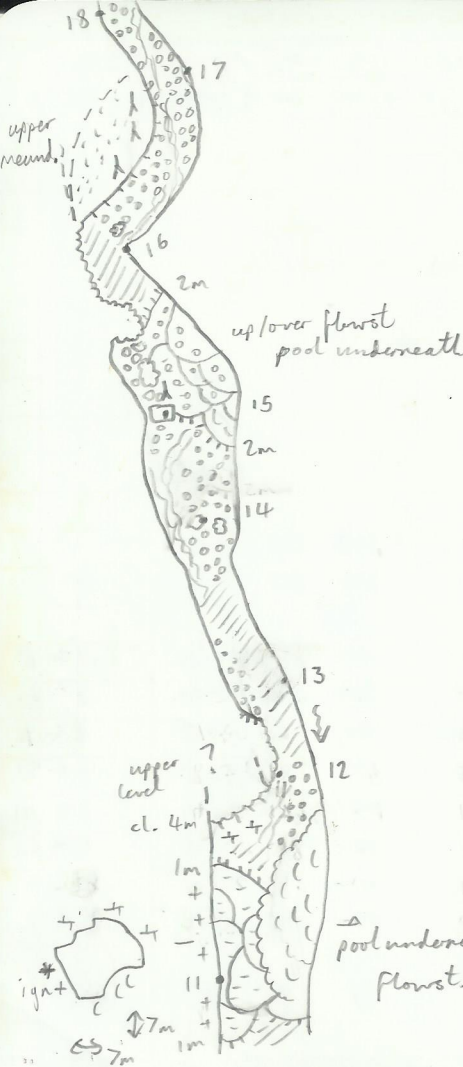
Tham Nam Dan 2/5/03

stat	D	B	A	L	R	U	D
				1/2	4	7	21
* 1 → 2	8.80	240	-09	1/2.5	2	10	0.27
2 → 3	15.30	237	+10	1/2.2	2.5	3	1.33
3 → 4	3.80	222.5	-10	0.2	2.3	0.2	1.24
4 → 5	5.50	241	+0.5	1.7	0.2	0.2	1.15
5 → 6	9.30	189	+1.0	0.8	0.5	0.3	1.36
6 → 7	3.60	240	00	0.7	1.8	0.8	1.47
7 → 8	10.50	237	+16	0.5	0	15	1.48
8 → 9	18.85	195	+10	0	1.2	25	2.9
2 → 10	18.50	173	+05	2.8	1/2.0	1.2	0.710
10 → 11	27.70	157	+06	0	7	2.5	1.211

114

\* started from 1 as could not remember last station number from Dec 2002.

(4)



Tham Nam Dan 2/5/03

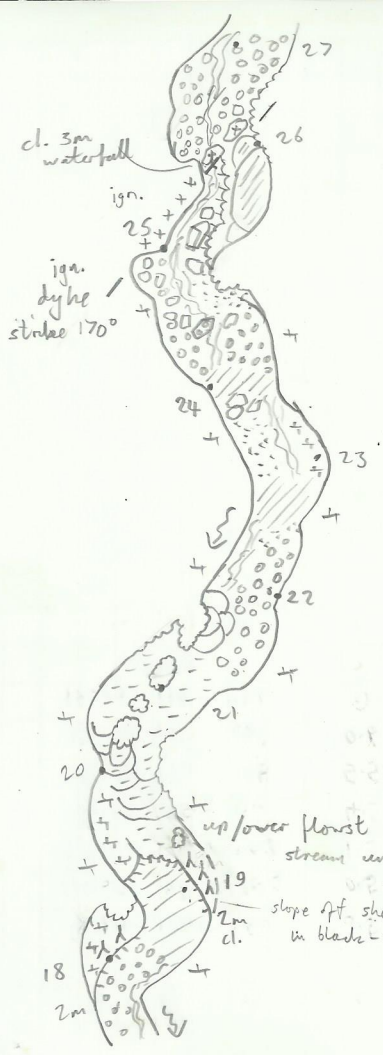
(5)

stat	D	B	A	L	R	U	D
11 → 12	29.15	188.5	-01	0.5	3.2	1.4	1.5
12 → 13	14.60	189	-02	4	0.6	3.8	1.6
13 → 14	19.40	168	+2.5	3	5.5	2.0	2.1
14 → 15	14.60	172.5	+11	1.7	5.6	7	1.0
15 → 16	18.95	183	-06	3.1	0	5.0	1.7
16 → 17	17.40	220	+03	3.0	0	1.9	0.6
17 → 18	16.75	140	+04	2.5	3.0	3.5	1.4
18 → 19							19
							20

31.



6



Tham Nam Dan 2/5/03

7

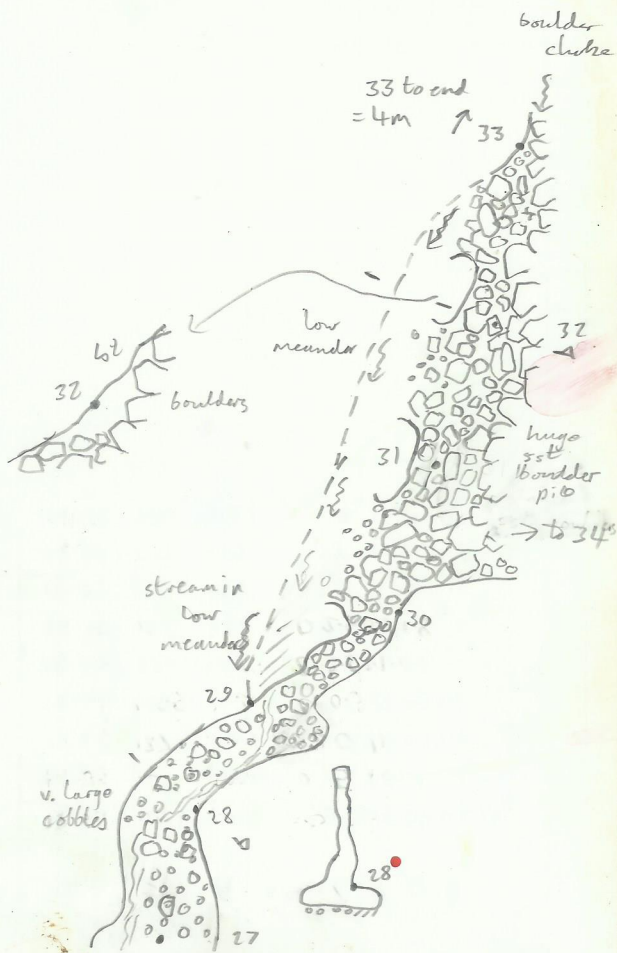
stat	D.	B	A	L R U D
18 → 19	8.20	193	-04	3.50.53.71.619
19 → 20	14.55	108	+10.5	0.53.50.31.620
20 → 21	13.60	174.5	+03	1.52.50.71.521
21 → 22	15.40	225.5	00	4.50.0.31.622
22 → 23	18.30	193	-05	5.51.02.51.723
23 → 24	15.00	124	+01	0.65.0.51.824
24 → 25	13.97	118.5	-02	03.6.51.525
25 → 26	12.20	177	+17	30.2.21.626
26 → 27	14.90	100	+08	44.0.21.727

126

8

9

Tham Nam Dan 2/5/03



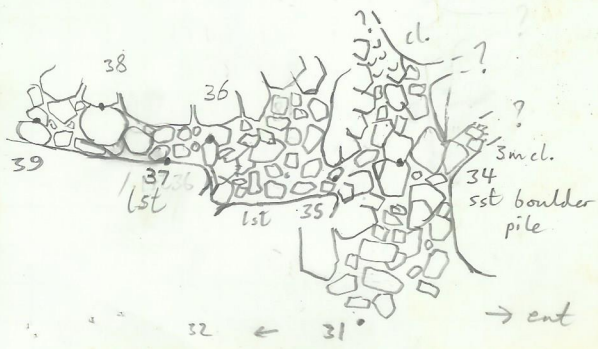
stat	D	B	A	LR	UD
27 → 28	13.53	118.5	+01	3.0	0 10 1.1 28
28 → 29	13.30	137	+05	0 5	10 1.9 29
29 → 30	15.30	137	+14	2.2	0 4 1.5 30
30 → 31	13.55	165.5	+10	2	0.9 0.5 0.8 31
31 → 32	12.22	171	+4.5	2	3.5 1.1 0.4 32
32 → 33	11.75	149	+2.5	0	2.5 0.7 1.8 33

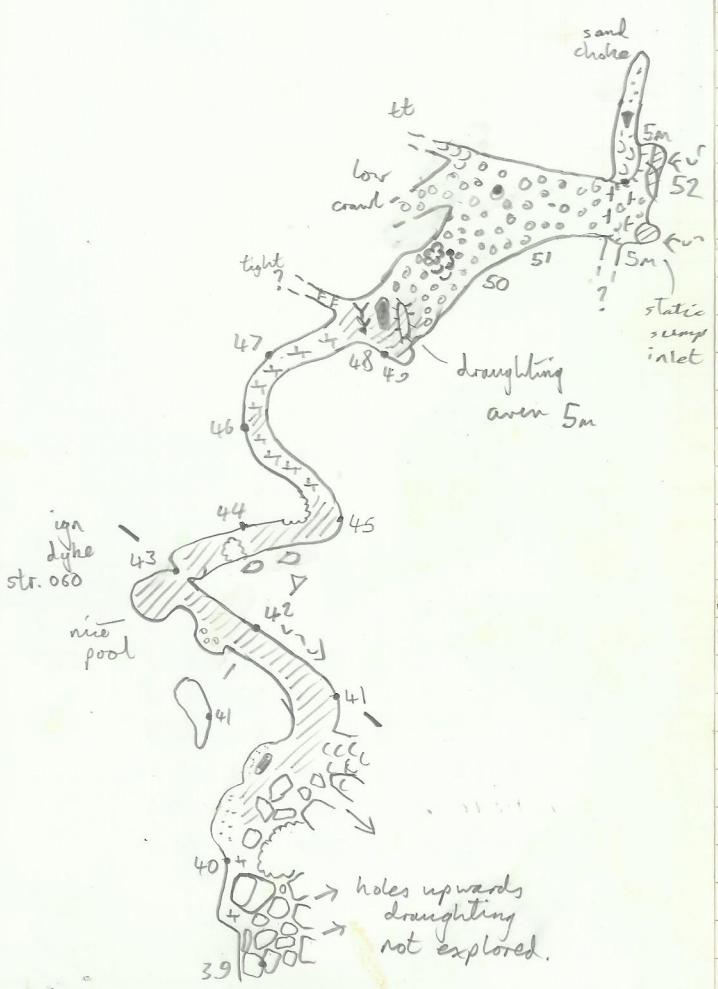
80  
 114  
 131.  
 126  
 451  
 60  
 511  
 92  
 603



stat	D	B	A	LRUD
31 → 34	15.92	269	+32	2 4.50.21.834
34 → 35	5.47	163	+44	1.1 0.62.1 0 35
35 → 36	13.27	181	+40	1.7 1.21.60.636
36 → 37	8.90	118	+20.5	0 2 3.52.537
37 → 38	10.13	176	+37	3 0 1.71.438
38 → 39	6.78	127	+16	1.3 0 0.31.639
	60			

scratched onto rock





stat	D	B	A	L	R	U	D
39 → 40	7.60	106	-14	0	0.80	9	1.0 40
40 → 41	9.65	161.5	+1.5	2	0	0.4	1.6 41
41 → 42	7.72	093.5	+2.0	1.6	0	1.1	1.5 42
42 → 43	7.22	060	-4	0	1.0	4.0	0.3 43
43 → 44	5.60	185	+11	0	0.8	0.3	1.6 44
44 → 45	4.52	191	-0.3	0.7	0	0.6	1.3 45
45 → 46	8.80	083	+0.2	0	0.9	4.5	1.5 46
46 → 47	4.08	148	+0.5	0	1.1	4.0	1.5 47
47 → 48	7.40	215	-3.5	1.1	0.2	0.7	1.1 48
48 → 49	2.13	284	+0.5	1.2	0	0.1	1.0 49
49 → 50	9.35	190.5	+10	1.1	1.3	0.2	0.5 50
50 → 51	4.40	175.5	-3	1.7	2.5	0.6	1.0 51
51 → 52	3.35	227.5	+11	1/0	2.1	5	1.5 52

92