

TK036/37 19/1/99. Tham Phet

(3)

The stream sinking into TK035 can be followed upstream to where it emerges from a cave (TK036) after c. 500m distance streamway is followed to a sink entrance (TK037) after some 300m.

TK036 - 47P 0504832
1701436

TK037 - 47P 0504960
1701348

cave is similar to Tham Molabot (TK025) in aspect, though smaller passage size. aquatic fauna are identical - shrimps, at least 2 species of loach, danios, etc. Many crabs + porcupine sigers. One Rhinolophus was seen (small), some trident nosed bats cave passage cuts through bedding, probably following a fault. (E-W)

cave sediments are found the whole height range of the cave and vary a lot from reddish silt to cobbles.

no fossils were seen No arch. material found.

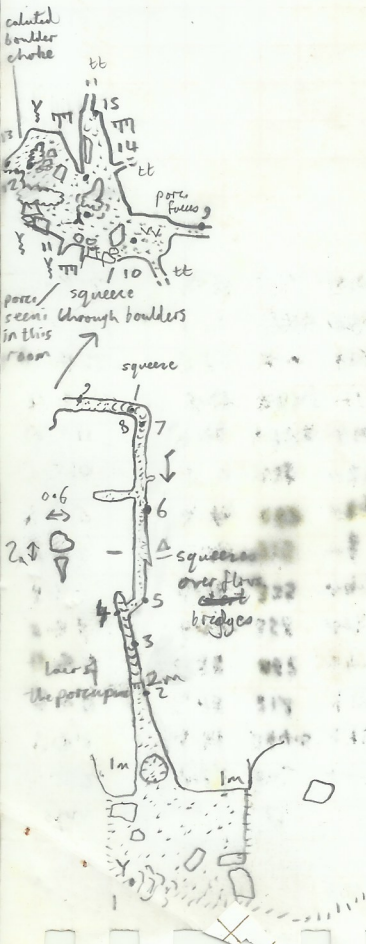
Walked upstream of sink entrance to check for further caves. - none found. The bedrock changes to basalt after a few 100 m.

TK036/37

19/1/99

(4)

Lair of the porcupine



TK036/37

19/1/99

(5)

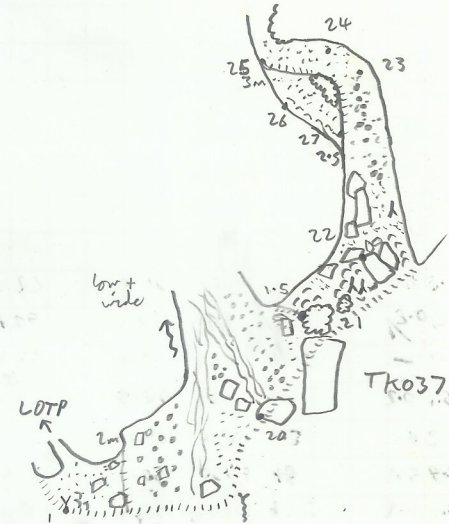
Lair of the porcupine

stat	D	B	A	L	R	U	D
1 → 2	7.92	353	+4.5	3.0	E	2.0	0.3 1
2 → 3	4.71	344.5	+3.3	0.4	-	3.0	0.7 2
3 → 4	3.15	318	+1.9	0.5	-	1.4	0.5 3
4 → 5	1.35	262	+4.5	-	0.7	0.3	1.2 4
5 → 6	5.54	356	+0.5	0.5	-	0.2	1.8 5
6 → 7	4.96	335	+4.5	0.4	-	0.3	1.7 6
7 → 8	1.20	313	-8	0.2	0.5	-	0.3 7
8 → 9	2.70	267	-2.5	0.3	0.4	0.3	- 8
9 → 10	5.17	235	-2.3	0.4	-	0.6	1.2 9
10 → 11	5.84	287.5	+20.5	1.5	1.5	1.1	0.2 10
11 → 12	5.89	283.5	-7	3.0	0.5	0.3	0.6 11
12 → 13	3.69	227	+7.5	0.4	-	0.3	0.4 12
13 → 11	2.83	130.5	+9.5	-	1.0	0.3	- 13
14 → 15	4.76	351	+9.5	2.0	0.3	0.4	0.5 14
				2.0	-	0.5	- 15

Tk036/37 main cave. 20/1/29

Tham Phet

(6)



Tham Phet 20/1/29

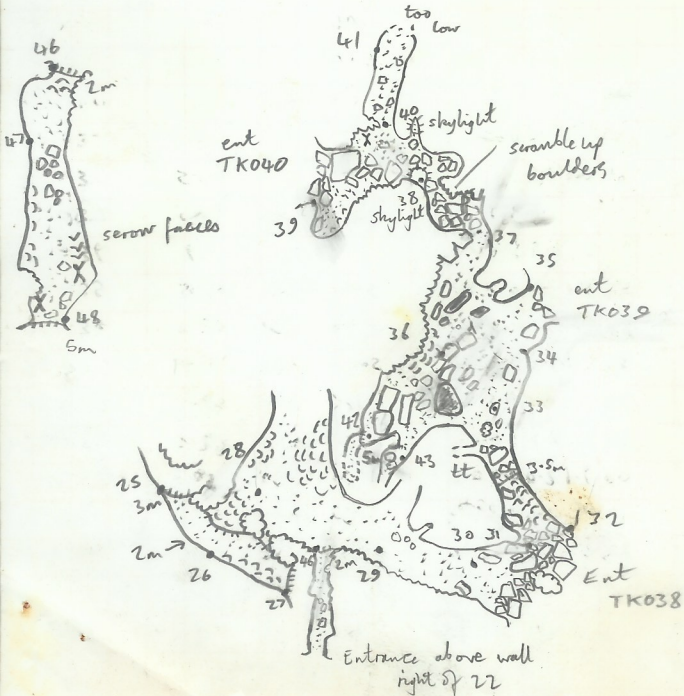
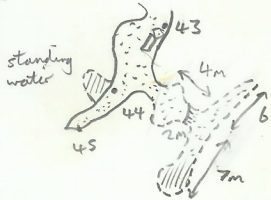
(7)

stat	D	B	A	L	R	U	D
1 → 20	12.87	093	-11	4.0	E	5.0	1.4 20
20 → 21	8.85	040.5	+5.5	3.0	0.5	1.2	1.5 21
21 → 22	11.05	053.5	+8	3.5	6.0	3.0	1.3 22
22 → 23	21.48	009.5	-3	3.0	2.0	0.4	1.6 23
23 → 24	8.80	209	-2	2.0	1.5	0.3	1.5 24
24 → 25	6.61	251	+7.5	-	2.0	2.0	2.5 25
25 → 26	5.05	142	+22	3.0	-	1.3	1.4 26
26 → 27	9.75	137.5	-3.5	1.4	0.3	1.5	0.5 27

85

TK037-40
Tham Phet 20/1/99

(8)



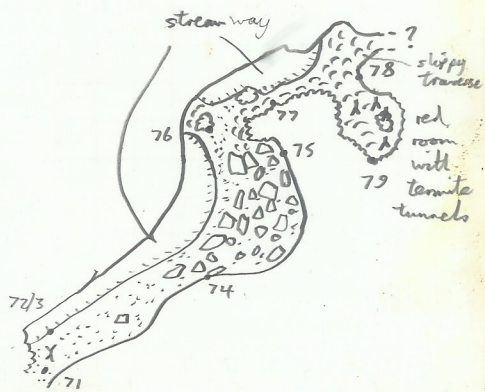
Tham Phet 20/1/99

(9)

stat	D	B	A	L	R	U	D
26 → 28	7.90	067	+9	2.0	1.3	2.3	0.2 28
28 → 29	16.86	141.5	+5.5	^P / _{4.5} 2.0	0.7	1.3	29
29 → 30	8.85	139	+7.5	2.0	4.0	0.2	1.6 30
30 → 31	7.23	149	+22	4.0	0.6	0.2	0.5 31
31 → 32	5.65	183	+35.5	-	3.0	1.5	1.0 32
31 → 33	16.53	113.5	-21.5	3.5	2.0	2.5	0.3 33
33 → 34	8.35	157.5	+8.5	^P / _{2.5} 1.2	1.5	1.3	34
34 → 35	5.95	172.5	+4.5	-	2.0	-	1.5 35
33 → 36	6.97	077.5	+14	3.0	2.5	4.0	1.5 36
36 → 37	9.40	148	00	0.5	1.2	0.5	1.6 37
37 → 38	5.74	038	+40.5	1.0	3.0	3.0	1.0 38
38 → 39	6.05	001.5	+29.5	-	3.0	0.5	1.5 39
38 → 40	4.18	085.5	-3				
40 → 41	3.85	105.5	-0.5	0.4	1.0	1.0	0.2 40
36 → 42	10.01	358	00	-	2.0	0.2	0.2 41
36 → 43	10.02	316	-9	1.5	1.5	3.0	1.2 42
43 → 44	5.45	333	-30.5	0.4	1.2	1.5	1.4 43
44 → 45	2.95	311.5	+14.5	1.0	0.3	1.5	1.3 44
				-	1.0	-	1.0 45
		142					
28 → 46	8.08	150	+11	3.5	-	2.0	1.5 46
46 → 47	7.45	190	+20	1.8	-	0.3	1.0 47
47 → 48	11.60	171.5	+0.5	-	2.5	0.5	1.0 48
		189					

Tham Phet 20/1/99

(12)



Tham Phet 20/1/99

(13)

start	D	B	A	L	R	U	b
73 → 74	19.60	349	+8	5.0	-	6.0	1.4 74
74 → 75	14.85	307	+4	10.0	-	6.0	1.9 75
75 → 76	12.50	232	-32.5	3.0	5.0	2.0	1.0 76
76 → 77	13.10	006	+7.5	7.0	-	1.0	0.5 77
77 → 78	7.50	012	+7.5	-	2.5	2.0	1.1 78
78 → 79	7.51	099	+30.5	1.3	-	1.0	1.4 79