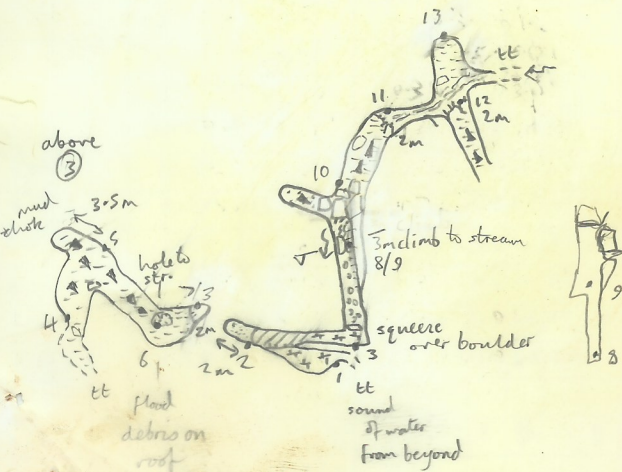


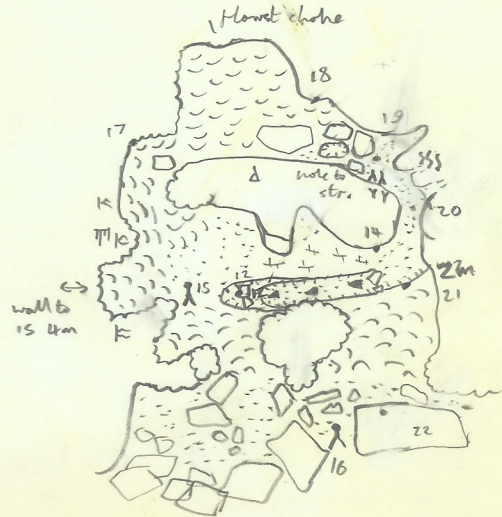
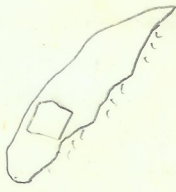
1/12/99 TK078



1/12/99 TK078

stat	D	B	A	L	R	U	D
2→1	2.90	218	-07	0.3	0.3	0.2	- 1
3→2	2.87	021	-12	-	0.2	1.0	2.0 2
				1/0.3	-	1.0	1.0 3
4→5	3.41	128	+17	2.0	1.0	0.5	0.2 4
5→6	5.97	228	-45	-	leg 1.0	1.0	0.4 5
6→7	2.78	202	-16	0.8	0.7	1.3	0.5 6
7→3	0.70	-	-90	-	0.3	2.5	1.5 7
3→8	4.40	070	-05	0.5	0.5	leg 2.3	0.4 8
8→9	2.88	-	+90	0.3	0.8	3.0	3.5 9
10→8	2.30	261	-13	-	1.0	3.5	4.0 10
11→10	4.47	312	+36	-	2.0	1.0	1.5 11
12→11	3.35	355	-13	0.3	0.8	4.5	1.5 12
12→13	4.40	052	-05	0.8	0.8	1.6	0.7 13
12→14	5.38	215	+52	-	0.7	0.2	1.5 14
							15
							16

1/12/99 entrance series TK078



stat	TK078			1/12/99			
	D	B	A	L	R	U	P
15 → 14	6.25	229	-15	4m	1.3	1.3	0.8 15
15 → 16	10.25	304	+22	-	2.3	3.0	1.0 16
15 → 17	6.24	141	-05	-	1.0	0.4	0.2 17
17 → 18	9.70	211	+05	-	leg 1.3	-	18
18 → 19	5.6	312	-37	-	1.0	2.0	1.0 19
19 → 20	3.10	290	-03	-	0.5	0.5	0.3 - 20
20 → 21	3.10	004	+18	-	2.0	0.8	0.4 1.0 21
21 → 14	1.49	081	+06	-	1.9	2.0	0.9 22
21 → 22	9.60	329	+35	-	-	-	-
22 → 16	2.30	037	+11	-	-	-	-

large entrance leads down 2 routes to a chamber with a rift in floor. 2 crawls off from here unite in sloping chamber floored with flowstone. Rift is mud slope down to stream - enters from miniature passage + flows into larger outlet. Shortly stream enters boulders, climbing over stream is rejoined but <sup>stuck</sup> ends too tight. sink unknown, resurgence unknown. stream is seen in boulders 50m to the NW. reasonable stroms, helictites and stalactites in part of 'rift' chamber. small curtains on sloping rooves.